

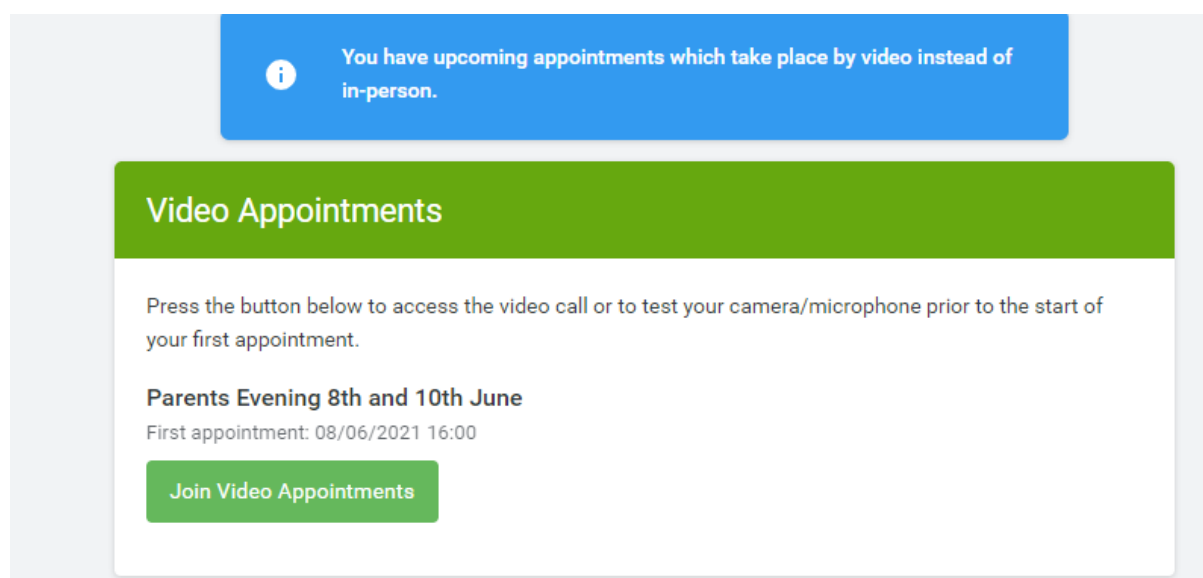
How to attend your appointments via video call

1. Log in and go to the Evening

On the day of the video appointments (or before, if you want to test your camera and microphone) login to [Parents Evening](https://netherlee.schoolcloud.co.uk/) at <https://netherlee.schoolcloud.co.uk/> or click the login link from the bottom of the email confirmation you will have received.

Once logged in you will see a notice that you have upcoming video appointments and under this the details of the event, along with a *Join Video Appointments* button.

Press the button to join your appointment on the day.



2. Check Audio and Video

When you click *Join Video Appointments* the *Check Audio and Video* screen will be displayed. You may at this point be asked if you wish to allow access to your camera/microphone, in which case please click yes.

From here you can turn on or off your microphone and camera, change which devices are being used for the call, and check your microphone and speakers. Once you are happy, click *Proceed to Video Call*.


3. The Video Call

On this screen you can see the following, when in a call:

- At the top left the teacher name
- At the top right a countdown to the start of the appointment.
- At the bottom the controls for the microphone and camera.



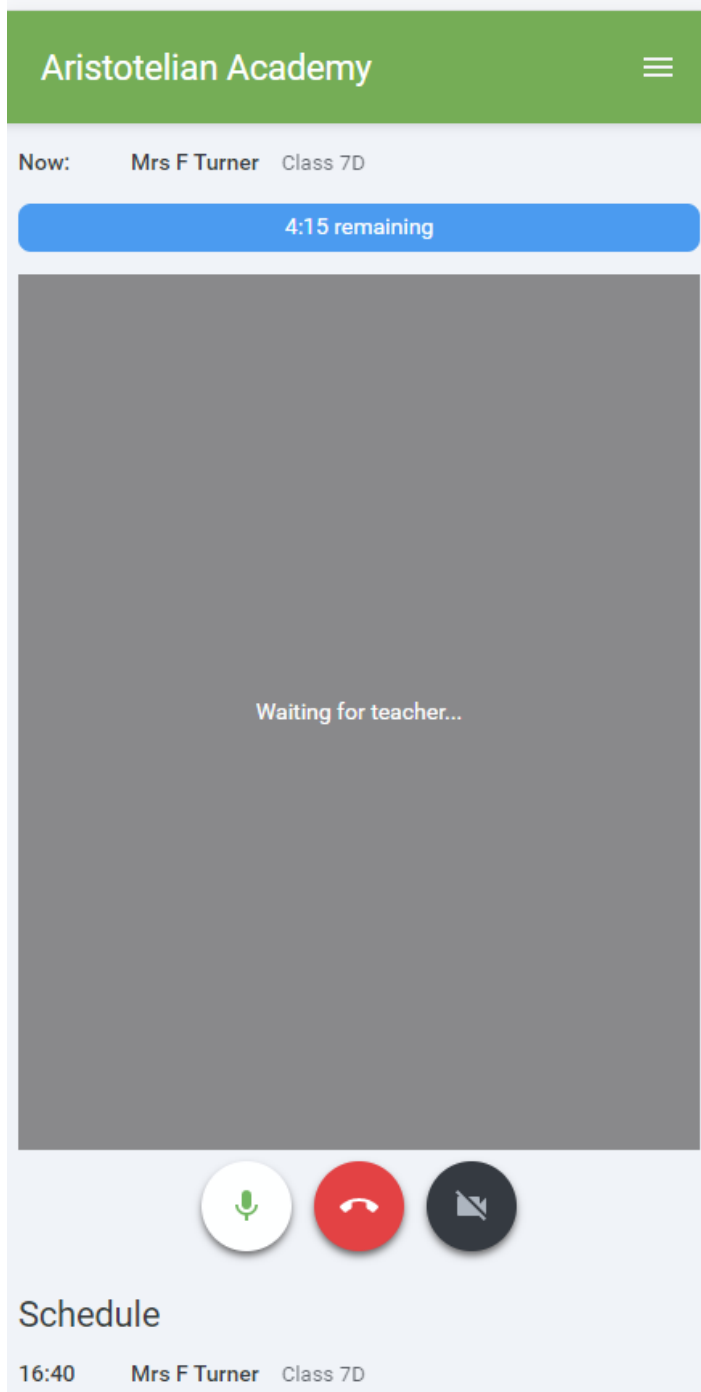
- When another person is available these also show a pick up button to start the call and a hang up button to leave the call.



- In the middle, when your appointment is due to start, click the *Start Appointment* button.

4. Making a call

Click the *Start Appointment* button. You will see yourself in the bottom right corner of the screen (unless you have no camera, or have chosen to turn it off). If the teacher has not yet joined you will see a notice to that effect in the centre of the screen.



When a teacher joins a call you will see them in the main part of the screen - or hear them, if they have no camera (or have turned it off) - and can start your discussion with them.

You will also see the remaining time for the appointment counting down in a blue bar at the top of the screen, which will turn red when the last 10 seconds begin.

If anyone loses access to the system for some reason during the call, they can log in again and click *Start Appointment* on the video call screen. As long as the other person is still in the call this will let you continue with the appointment.

When the countdown in the blue bar stops the appointment time is over and the call will automatically end.

Note that if you or the teacher are late, or leave and re-join the call, it does **not** reset the timer.

The appointment will always end at the scheduled time.

5. Follow on calls

If you have a consecutive appointment scheduled the screen will display a *Start Next Appointment* button. When you are ready to proceed, click on it

Note that if you delay starting a call it does **not** extend the duration for that appointment.

The appointment will always end at the scheduled times.

If you do not have a consecutive appointment, but you have not completed your final scheduled appointment you will see a countdown telling you how long until the start of your next appointment.

Once your final appointment for the evening is complete you will see a message advising you of this.

Inviting another parent/guardian to join your appointments

You can give **ONE** other parent/guardian access to join your video appointments in respect of each student linked to you that is involved in the conference. You can grant this access at the time of booking, or later if required.

1. Once you have made your bookings (or when you later log in and go to *My Bookings*) click on the *Invite Parent/Guardian* link at the top of the list of your bookings. If you have already sent an invitation this link will show as *Manage Invites* instead.

Parents Evening 8th and 10th June
2 appointments from 16:00 to 16:34

Tuesday, 8th June

Print Invite Parent/Guardian Subscribe to Calendar

Parents Evening being conducted by video call.

2. You will then be presented with a box asking for the details of the parent/guardian to be given access.

If there is more than one student linked to you and involved in the evening they will all be shown.

Invite Parent/Guardian

You may invite an additional parent/guardian to also attend the video call.

Name *

Jane Aaron

Email *

jaaron@test.com

Anyone with access to the email will be able to join the video call

I consent to sharing my name, student name, and list of appointments

Invite to all appointments for the following students:

Sophie Aaron

Liz Aaron

Chris Aaron

Send Invite Close

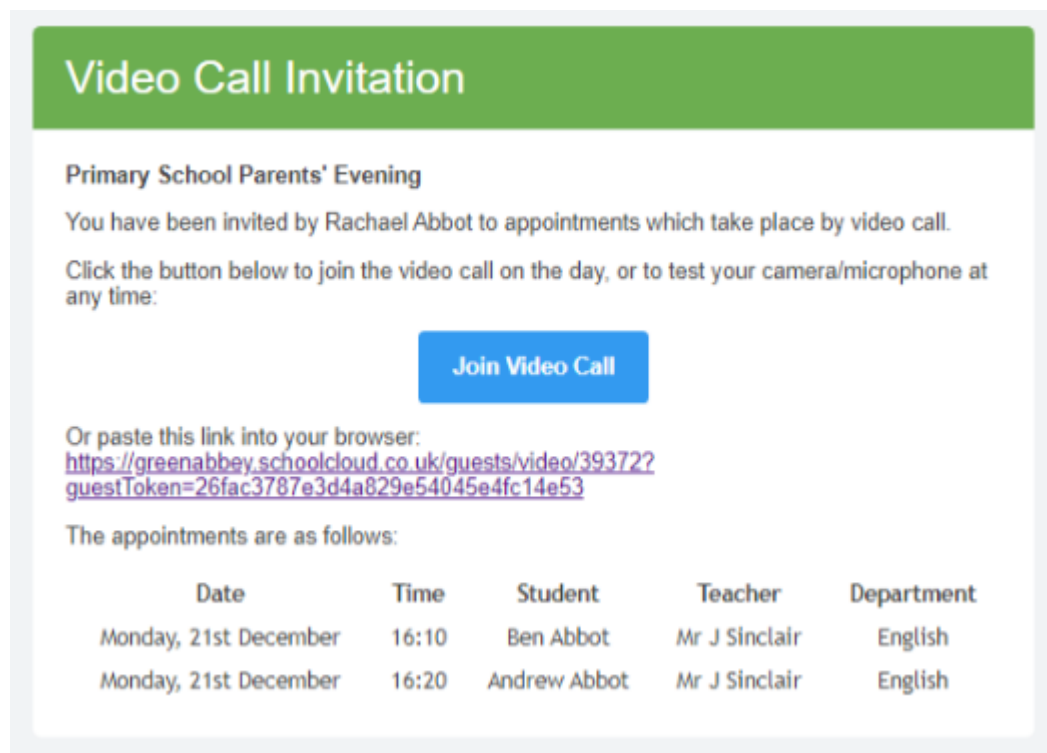
You **must** enter a *Name*, and an *Email address*, as well as tick the box to consent to that person being given access to the information used to make the appointments.

If there is more than one student linked to you, choose the student(s) in respect of whose appointments the access to this person will be granted.

When you click the blue *Send Invite* button an email is sent to the address entered, giving them a link and details on how to join the call.

Please note that **ONLY** one invited guest should use this link. Anyone else using it (including the parent that sent the invite, who should log in via their own confirmation email) will knock the guest out of appointments.

Here is an example of what the invite email looks like:



Video Call Invitation

Primary School Parents' Evening

You have been invited by Rachael Abbot to appointments which take place by video call.

Click the button below to join the video call on the day, or to test your camera/microphone at any time:

[Join Video Call](#)

Or paste this link into your browser:
<https://greenabbey.schoolcloud.co.uk/guests/video/39372?guestToken=26fac3787e3d4a829e54045e4fc14e53>

The appointments are as follows:

Date	Time	Student	Teacher	Department
Monday, 21st December	16:10	Ben Abbot	Mr J Sinclair	English
Monday, 21st December	16:20	Andrew Abbot	Mr J Sinclair	English

3. You will then see a *Manage invites* box that shows your sent invitation(s), allows you to add another invite **if you have any more available** (you can have **one** invite per student, if wished), and allows you to *Resend* invites or *Remove* them.

Manage Invites



You may invite an additional parent/guardian to also attend the video call.

Current Invites

To change invited guests, please remove and then invite again.

Elizabeth Aaron

eaaron@test.com

For: Chris Aaron

Resend Invite



Remove

Jane Aaron

jaaron@test.com

For: Sophie Aaron

Resend Invite



Remove

New Invite

Invite Parent/Guardian

Close

If you click *Remove* the link in the previously sent invitation will no longer work and that person can no longer join the video call.