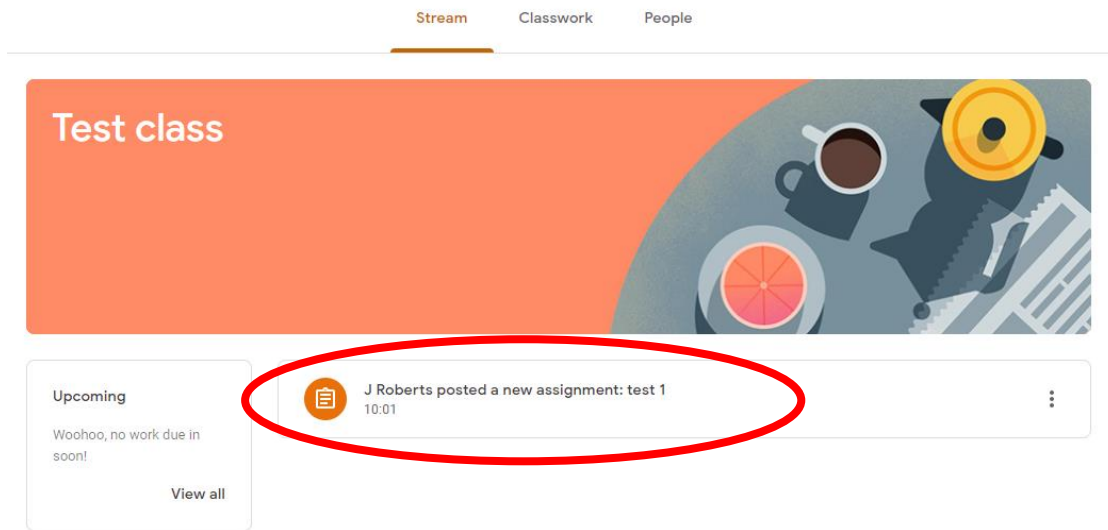



## Accessing and Uploading Work to Google Classroom




Tasks will be posted in the classwork section of Google Classroom. A link to the task will appear in the Stream.

Clicking on the link will take you to this page.



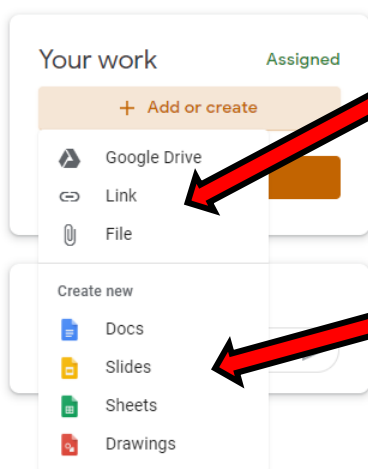
Instructions for the task will be displayed in this section. Your teacher may also attach a document or link for you to use as part of the task. These will also appear in this section.



If there is something that you are unsure about you can send a private message to your teacher in the Private comments area.



Once you are ready to complete your task you can do this by clicking on the '+ Add or create' button'.




You will be given various options. You can choose to add something that you have already created by selecting it from Google Drive or File.

Or you can create something new by selecting one of the options here.

If you are wanting to share a photograph of your work you will be able to do this here by pasting it into a document and adding it using the method above.

Once you are ready to hand in / upload your work click on the 'Hand in' button.



**Your work** Assigned

S Bryce - test 1


×

Google Docs

+ Add or create

Hand in

**Private comments**



▶