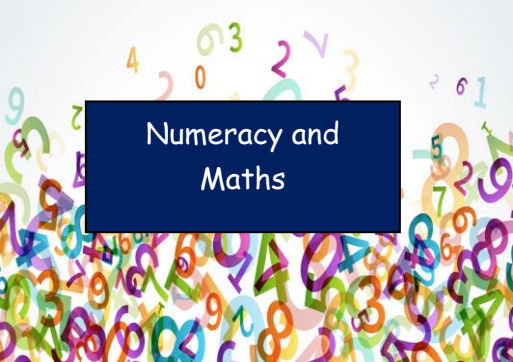

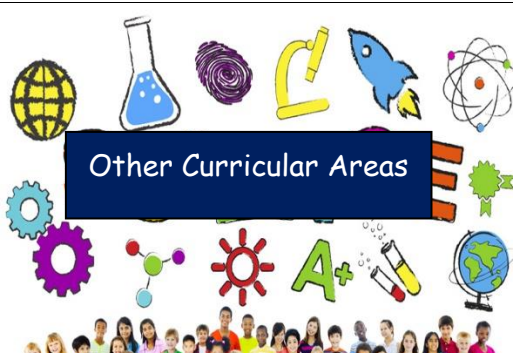


Curricular Area	Tasks
 <p data-bbox="197 437 506 568">Numeracy and Maths</p>	<p data-bbox="658 341 1070 373">Problem solving: At the Bus Stop</p> <p data-bbox="658 416 1469 596">Using the clues on Seesaw, try to work out the order in which all the fairy tale characters are standing at the bus stop. You might want to print out the sheet and move the characters around to help you, or act it out using different objects for each character.</p>
 <p data-bbox="197 778 506 906">Literacy and English</p>	<p data-bbox="658 708 1447 783">Reading: We are learning to blend our sounds together to read words.</p> <p data-bbox="658 831 972 863">Activity: Reading book</p> <p data-bbox="658 916 1487 1086">Task: Think about where this book was set (where does it take place?). What can you see? Draw a picture of your favourite setting and try to write some words or sentences to describe it.</p>
 <p data-bbox="197 1235 506 1299">Other Curricular Areas</p>	<p data-bbox="658 1118 853 1150">Puppet Show</p> <p data-bbox="658 1203 1487 1331">Using some puppets or toys you have at home, create your own 'show! Your show will need to have a storyline - what is going to happen in it?</p> <p data-bbox="658 1342 1458 1422">Perform your show for an audience - this might be an audience of the rest of your toys!</p>

Health and wellbeing

HWB: Physical Wellbeing
Joe Wicks: PE Live

Spelling/phonics revision

Phonics Rule: Consolidation -
sh, ch, th, ng, wh, ph, ee

Musical Digraphs (Seesaw)

Common words: be, but, you, was, went, his

Draw a picture and hide your common words in the picture. Ask your homework helper if they can spot your hidden words.

(These are for the whole week. We are not expecting these to be practised every day.)



Formation

Remember to complete letter and number formation daily using laminated sheet as a guide.

If you would like a paper copy you will find this on our class blog.

