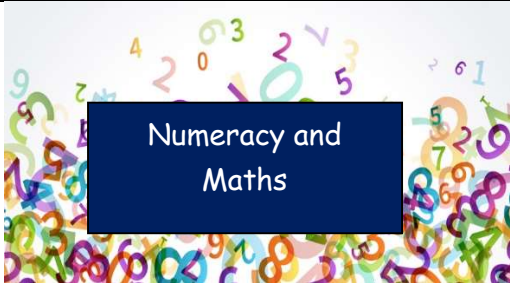

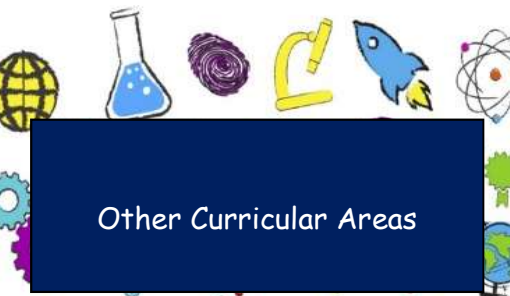


Curricular Area	Tasks												
 <div>Numeracy and Maths</div>	<p>We are learning to develop our mental maths skills.</p> <p>Activity: Mental maths sheet</p> <p>You can print off the sheet and fill in answers, annotate over on seesaw, record in jotter/paper or complete orally with your homework helper asking the questions.</p>												
 <div>Literacy and English</div>	<p>Uppercase and Lowercase Letter Matching</p> <p>Using the sheets on Seesaw draw a line to match each uppercase letter to its lowercase letter.</p> <table border="1"><tbody><tr><td>A</td><td>a</td><td>D</td><td>d</td></tr><tr><td>B</td><td>b</td><td>E</td><td>e</td></tr><tr><td>C</td><td>c</td><td>F</td><td>f</td></tr></tbody></table>	A	a	D	d	B	b	E	e	C	c	F	f
A	a	D	d										
B	b	E	e										
C	c	F	f										
 <div>Other Curricular Areas</div>	<p>Family Music Challenge</p> <p>(see seesaw regarding info for challenge)</p>												

Health and wellbeing

Joe Wicks: PE Live

Spelling/Phonics Revision

Phonics Rule: Consolidation – sh, ch, th, ng, wh, ph, ee

Musical Digraphs (Seesaw)

Common words: be, but, you, was, went, his

Draw a picture and hide your common words in the picture. Ask your homework helper if they can spot your hidden words.

(These are for the whole week. We are not expecting these to be practised every day.)

Formation

Remember to complete letter and number formation daily using laminated sheet as a guide.