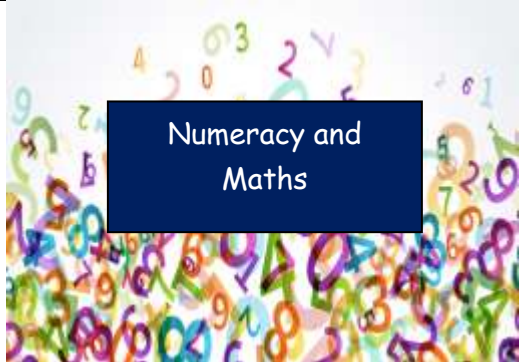








Curricular Area	Tasks
 <p>Numeracy and Maths</p>	<p><b>Activity:</b> Calculations Sheet (you can use a number line to help)</p> <p>Please copy and complete calculations into your yellow jotter. (If you don't not have this you can use paper)</p> <p><u>Remember:</u> 1 number in a box, miss a line when you move onto a new calculation.</p>
 <p>Literacy and English</p>	<p><b>I spy</b> Use the template on Seesaw to play the I Spy game. Can you write the CVC or CCVC word of the pictures you see? You do not need to write the words for every single picture. Choose however many you wish!</p> <p> I Spy CVC</p> <p> I Spy CCVC</p>
 <p>Other Curricular Areas</p>	<p><u>Design a Robot.</u> <a href="https://www.youtube.com/watch?v=7bzey7HMTk">https://www.youtube.com/watch?v=7bzey7HMTk</a> Have a listen to the story 'One Button Benny' by Alan Windram Can you design your own robot? What does your robot do? Can it help you? Does it shoot lasers like Benny?</p> <p>You can draw your robot or make it using junk modelling.</p> <p> Add labels or write a short description about your robot.</p> 

## Health and wellbeing

Joe Wicks: PE Live **or**  
Cosmic Kids Yoga **or**  
Family PE Challenge  
These activities are for the week.  
Pick an activity of your choice to complete.

## Spelling/phonics revision

**Phonics Rule:** qu  
Revise digraph sound and practise formation. Remember- 'q' is a long letter (tail hangs below the line)  
Complete 'qu' worksheet.

**Common words:**  
**did as he**  
Type each word 3 times into a word document or on Seesaw. Can you change the size/colour for each word?

(To be completed during this week- it doesn't need to be done today)

## Formation

Remember to complete letter and number formation daily using laminated sheet as a guide.  
If you would like a paper copy you will find this on our class blog.