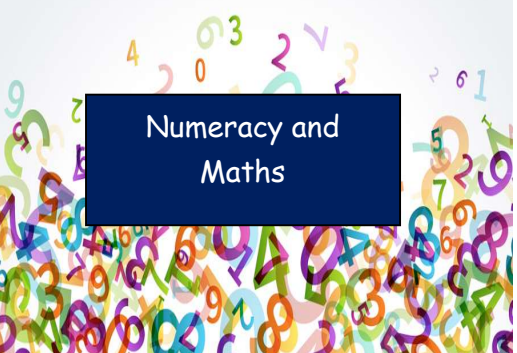









Curricular Area	Tasks
 <p data-bbox="197 438 510 571">Numeracy and Maths</p>	<p>Activity - Colour by calculation sheet (Seesaw) Solve the calculations in the picture to work out what colour they should be!</p> <p> Addition up to 10  Addition and Subtraction up to 20  Can you have a go at making your own?  Use the blank monster template!</p>
 <p data-bbox="197 774 510 906">Literacy and English</p>	<p>Activity - Spring Senses Poem (Seesaw) Over the past few weeks we have thinking a lot about Spring and exploring our five senses.</p> <p>We thought it would be a super idea to combine these two things and create our very own 'Spring Senses Poem'. Thinking about everything we see, hear, smell, touch and taste in Spring!</p>
 <p data-bbox="197 1236 510 1332">Other Curricular Areas</p>	<p>Activity - Teddy Bear Picnic Can you set up a lovely picnic for your favourite bear or toy?</p> <p>Maybe you could send your bear or toy an invitation. <i>(Remember to include the date, time and location of the picnic.)</i></p> <p>Maybe you could create a menu to tell your guests what treats you will be serving!</p> 

Health and wellbeing

Joe Wicks: PE Live or
Cosmic Kids Yoga or
Family PE Challenge (PE challenge can be completed any day within the week if you choose to do this)

Spelling/phonics revision

Phonics Rule: qu

Revise digraph sound and practise formation. Remember- 'q' is a long letter (tail hangs below the line)

Common words:

did as he

Type each word 3 times into a word document or on Seesaw. Can you change the size/colour for each word?

(To be completed during this week- it doesn't need to be done today)



Formation

Remember to complete letter and number formation daily using laminated sheet as a guide.

If you would like a paper copy you will find this on our class blog.

