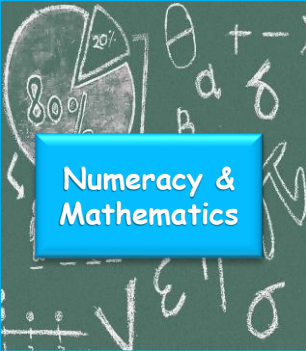

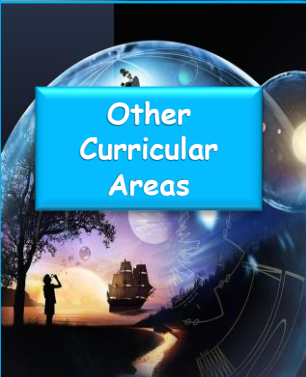


Curricular Area	Tasks
 <p data-bbox="99 372 327 496">Numeracy & Mathematics</p>	<p data-bbox="389 287 567 315"><u>Main Activity:</u></p> <ul data-bbox="389 329 1574 448" style="list-style-type: none"> • Today we're looking at mental strategies we can use to help us solve calculations more easily, and we're continuing to focus on solving addition calculations vertically. • Complete your activity on Seesaw and remember that there are 3 pages ☺ <p data-bbox="389 472 650 501"><u>Interactive Activity:</u></p> <ul data-bbox="389 515 1239 544" style="list-style-type: none"> • The link to your interactive activity is in your <i>Seesaw</i> assignment.
 <p data-bbox="99 672 327 796">Languages</p>	<p data-bbox="389 629 499 658"><u>Reading:</u></p> <ul data-bbox="389 672 1587 911" style="list-style-type: none"> • Today we're going to make a storyboard! • A storyboard is a collection of drawings that show the different key events in a film and the order they take place in. The filmmaker will then use these to help them shoot / create the different scenes. • Watch the video in your Seesaw activity and then create a storyboard for the book you read yesterday using the attached template. (re-read your Oxford Owls book to help)
 <p data-bbox="99 1029 327 1153">Other Curricular Areas</p>	<p data-bbox="389 1008 634 1036"><u>Physical Education:</u></p> <p data-bbox="389 1051 1286 1079">'PE with Joe': Click here to take part in this morning's 30 minutes of PE.</p> <p data-bbox="389 1143 665 1172"><u>Health and Wellbeing</u></p> <ul data-bbox="389 1186 810 1258" style="list-style-type: none"> • Bounce Back Lesson • See Activity sheet on Seesaw.

Spelling Words

comb
lamb
climb
crumb
dumb

plumbing
thumb
numb



Common Words

green
people
which
another