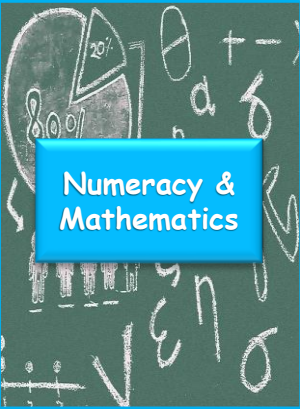

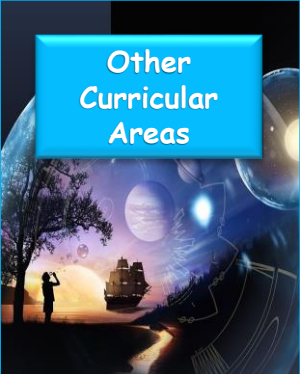



Curricular Area	Tasks
 <p data-bbox="120 396 306 468">Numeracy & Mathematics</p>	<p data-bbox="383 258 561 287"><u>Main Activity:</u></p> <ul data-bbox="383 301 1326 486" style="list-style-type: none"> • Today we're continuing to build on our work on Addition & Subtraction: <ul data-bbox="424 337 1326 451" style="list-style-type: none"> ➢ 'Missing operator calculations' (e.g. $7 _ 3 = 10$). ➢ Solving addition & subtraction calculations that are laid out vertically. ➢ Continuing to work on solving word problems. • Check out your activity on Seesaw *remember that there are 3 pages* <p data-bbox="383 508 644 536"><u>Interactive Activity:</u></p> <ul data-bbox="383 558 1197 622" style="list-style-type: none"> • Mental Maths Train -> 'Subtraction' -> 'Up to 20' https://www.topmarks.co.uk/maths-games/mental-maths-train
 <p data-bbox="140 761 285 796">Languages</p>	<p data-bbox="383 665 866 694"><u>Writing</u> - Imaginative - Writer's Craft</p> <p data-bbox="383 708 1104 779">Read the beginning of the story 'The Surprise Adventure'. Continue the story using I (first person).</p> <ul data-bbox="383 793 1006 958" style="list-style-type: none"> • What happened to you? • Had you just used the parachute? • What is the loud noise from beyond the trees? • What happens next in the story? Continue. <p data-bbox="383 972 1006 1001">Read your work when you are finished to check it.</p> <div data-bbox="1114 801 1549 1001" style="background-color: #4b0082; color: white; padding: 5px;"> <ul style="list-style-type: none"> • Remember to use capital letters, finger spaces and full stops. • Use adjectives/wow words to describe things around you. • Use your spelling rules to help you spell words. </div>
 <p data-bbox="140 1072 285 1168">Other Curricular Areas</p>	<p data-bbox="383 1051 799 1079"><u>Technologies:</u> Computing Science</p> <ul data-bbox="383 1093 1297 1379" style="list-style-type: none"> • Today we're looking at 'loops' this is when you program a computer to do something multiple times e.g. rather than saying 'Move Forward', 'Move Forward', you would say 'Move Forward' two times ☺ • Lesson 12 (Artist: Shapes) & Lesson 13 (Spelling Bee) ➢ Primary 2a - https://studio.code.org/sections/CPBGHC ➢ Primary 2b - https://studio.code.org/sections/HCLMJZ ➢ Primary 2c - https://studio.code.org/sections/SMGSVP 

Spelling Words

off
cliff
cuff
stiff
effort

daffodil
muffin
different



Common Words

three
room
long
tree