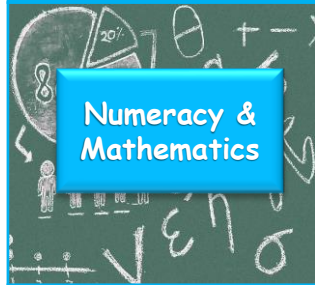





Curricular Area	Tasks
 <p data-bbox="103 349 321 471">Numeracy & Mathematics</p>	<p><u>Main Activity:</u></p> <ul style="list-style-type: none"> • Today we're consolidating our work on solving addition calculations vertically to make sure that we're completely confident. • Complete your activity on Seesaw and remember that there are 3 pages ☺ <p><u>Interactive Activity:</u></p> <ul style="list-style-type: none"> • The link to your interactive activity is in your Seesaw assignment.
 <p data-bbox="103 649 321 771">Languages</p>	<p><u>Literacy - Writing - Imaginative</u></p> <ul style="list-style-type: none"> • This week we are going to do something a little bit different. I want you to pick five random objects from around your house. I picked a spoon, a piece of lego, a toy car, an apple and a pillow. Use your imagination and try and produce a story which includes all your items. <ul style="list-style-type: none"> ✓ Remember to include capital letters, full stops and finger spaces. ✓ Try to include some describing or wow words in your imaginative story. ✓ See the exemplar attached.
 <p data-bbox="103 1049 321 1170">Other Curricular Areas</p>	<p><u>Technologies:</u> Computing Science</p> <p>Today we're going to have a quick reminder of e-safety, before you have the opportunity to show off all the skills you've been developing in the Artist activity!</p> <ul style="list-style-type: none"> • Lesson 17 (Going Places Safely) • Lesson 18 (Artist: Loops) • Click on the orange 'MORE' arrow to see any activities you've yet to complete (will be white) <ul style="list-style-type: none"> ➤ P2a - https://studio.code.org/sections/CPBGHC ➤ P2b - https://studio.code.org/sections/HCLMJZ ➤ P2c - https://studio.code.org/sections/SMGSVP <div data-bbox="1094 906 1574 1206" style="background-color: #90EE90; border-radius: 15px; padding: 10px; margin: 10px 0;"> <p style="text-align: center; color: #FF8C00; font-weight: bold;">CONGRATULATIONS!</p> <p style="text-align: center;">This week we're looking at our last two lessons on Code.org!</p> <p style="text-align: center;">Check that you've completed all of your activities so we can get your certificate to you asap ☺</p> </div> <div data-bbox="1094 1220 1574 1363" style="border: 1px solid #ccc; border-radius: 10px; padding: 5px; margin: 10px 0;">  </div>

Spelling Words

comb

lamb

climb


crumb

dumb

plumbing

thumb

numb



Common Words

green

people

which

another