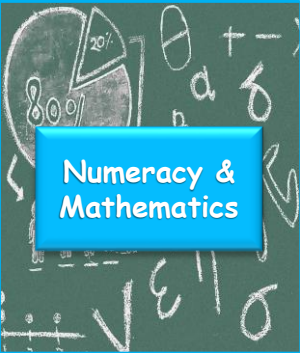

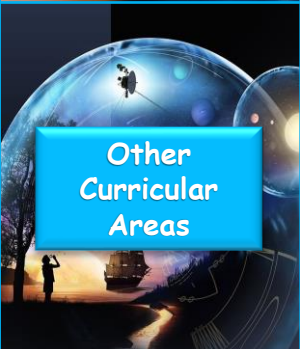


Curricular Area	Tasks
 <p data-bbox="99 372 323 494">Numeracy & Mathematics</p>	<p data-bbox="383 358 576 386"><u>Problem Solving</u></p> <ul data-bbox="383 411 1036 494" style="list-style-type: none"> • See the three problem solving sheets in Seesaw. • Think about different the strategies you can use.
 <p data-bbox="99 715 323 836">Languages</p>	<p data-bbox="383 686 507 715"><u>Grammar:</u></p> <ul data-bbox="383 739 1471 861" style="list-style-type: none"> • This week we are learning when to correctly use a full stop and question mark in our sentences. • Take a look at the examples on Seesaw and try the activity sheet on question marks.
 <p data-bbox="99 1065 323 1186">Other Curricular Areas</p>	<p data-bbox="383 993 679 1022"><u>Expressive Arts: Music</u></p> <p data-bbox="383 1046 1539 1160">"Through music, learners have rich opportunities to be creative and to experience inspiration and enjoyment. There is a piece of music to suit every mood and playing the right piece of music can get everybody up and moving or - provide some quiet reflection and relaxation."</p> <ul data-bbox="383 1179 1545 1250" style="list-style-type: none"> • Listen to some of the music examples on your Seesaw activity and think about some of the questions posted there.

Spelling Words

off
cliff
cuff
stiff
effort

daffodil
muffin
different



Common Words

three
room
long
tree