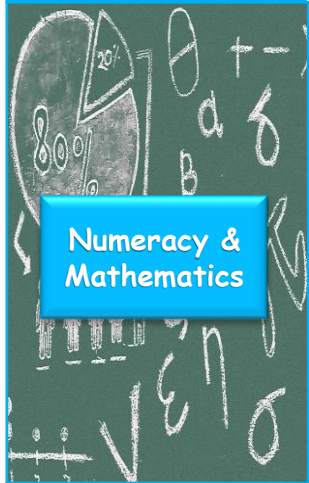

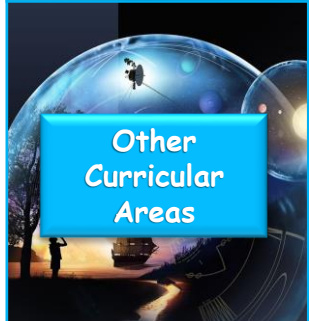


Curricular Area	Tasks
 <p>Numeracy & Mathematics</p>	<p><u>Main Activity:</u></p> <ul style="list-style-type: none"> • Today we're turning to focus on the properties of 2D Shapes. • Start by talking through the PowerPoint on Seesaw and discuss the different properties that our 2D shapes have: number of sides, numbers of corners (also called vertices) and number of lines of symmetry. (See if you can learn them off by heart) • Next complete the attached activity to match the shapes, that are in different orientations, to the correct name by colouring them in, in the corresponding colour. <p><u>Interactive Activity:</u></p> <ul style="list-style-type: none"> • Practise being able to continue patterns using 2D Shapes: https://www.topmarks.co.uk/ordering-and-sequencing/shape-patterns
 <p>Languages</p>	<p><u>Reading:</u></p> <ul style="list-style-type: none"> • Re-read Chapter 5: Part 1 of your book with an adult at home to refresh your memory. (Till the end of page 72 if you have a physical copy of the book) • Complete the comprehension activities assigned to you in Seesaw. (You'll be able to write on top of your sheet there)
 <p>Other Curricular Areas</p>	<p><u>Physical Education:</u></p> <p>'PE with Joe': Click here to take part in this morning's 30 minutes of PE.</p> <p><u>Health and Wellbeing</u></p> <ul style="list-style-type: none"> • This week we have our third internet safety lesson. • See attached sheet on Seesaw and have a go at some of the activities.

Spelling Words

- spill
- dull
- drill
- allow
- shallow

- yellow
- football
- waterfall



Common Words

- well
- will
- fell
- call