
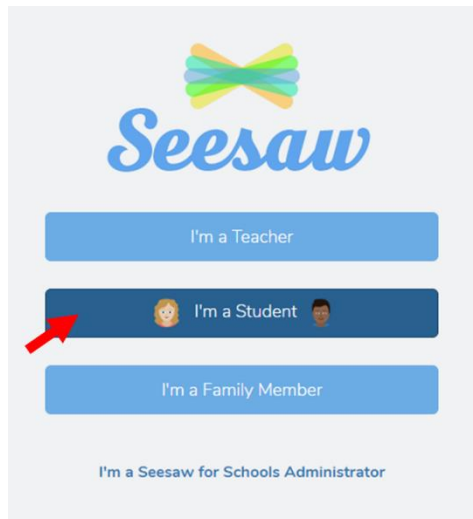


Logging into Seesaw

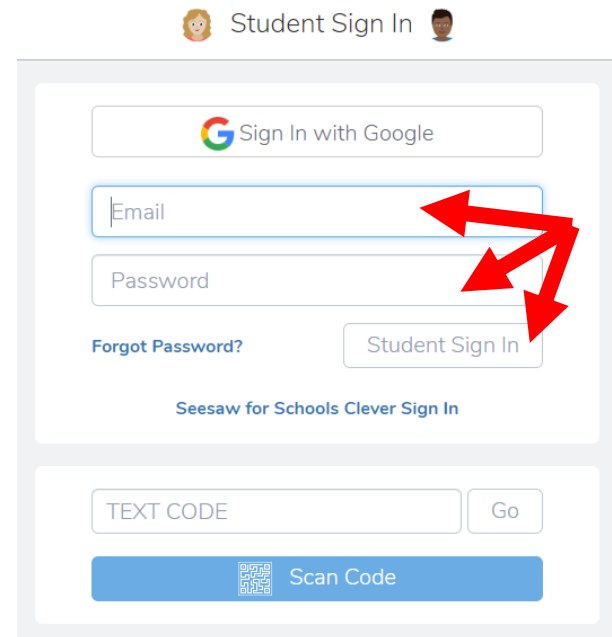
- 1) Open your web browser e.g. Firefox, Chrome etc. then either:
 - go to 'web.seesaw.me', and click on 'Login'.
 - download the app called: 'Seesaw: The Learning Journal'.



- 2) Click on 'I'm a Student', followed by 'Google / Email Sign In' if using the Seesaw app.



- 3) Type in your email address and password as stated on your 'Login Card' and click on 'Student Sign In' e.g.
 - Email Address: gw15surnamefirstname@glow.sch.uk
 - Password: yourpassword



- 4) If you have any issues please contact me asap.