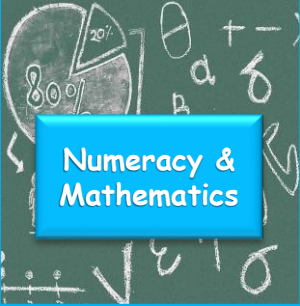

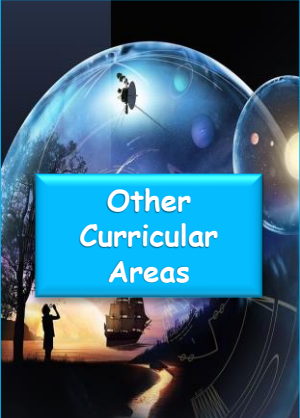


Curricular Area	Tasks
 <p>Numeracy & Mathematics</p>	<p><u>Main Activity:</u></p> <ul style="list-style-type: none"> This week we are focusing on 2D Shape. We're going to start by going on a 'Shape Hunt' around our houses/gardens etc. to see how many of each shape we can find. You can record your results on your sheet in Seesaw. Next we're going to look at number prefixes from 1 to 6 to help with our recognition of 2D shapes - talk through the PowerPoint on Seesaw and practise drawing some 2D shapes ☺
 <p>Languages</p>	<p><u>Reading:</u></p> <ul style="list-style-type: none"> Read Chapter 5: Part 1 of 'The Legend of Spud Murphy' by Eoin Colfer with an adult at home, making sure to practise any tricky words. (Digital copy available on Seesaw) (Till the end of page 72 if you have a physical copy of the book) <p><u>Phonics:</u></p> <ul style="list-style-type: none"> This week our sound is the double sound 'll'. Pick another activity from your spelling menu to help learn the words.
 <p>Other Curricular Areas</p>	<p><u>Topic - Local Area - For the next two Tuesdays</u></p> <p>Now that we have looked at your local area we are going to develop a leaflet to encourage people to come and visit where you live after the lockdown.</p> <ul style="list-style-type: none"> You could include pictures of your favourite places and why you should visit. It could be broken down into different sections - Parks, Sports Facilities, Restaurants, Shops, Schools, Places of Worship, Libraries etc. You might like to include a small map, website addresses or phone numbers of places of interest. Make it as eye catching as you can so that people will really want to visit. <p>A template is attached that you may want to use. It can be written or done digitally.</p>

Spelling Words

spill
dull
drill
allow
shallow

yellow
football
waterfall



Common Words

well
will
fell
call

Health & Wellbeing

'PE with Joe': [Click here to take part in this morning's 30 minutes of PE.](#)