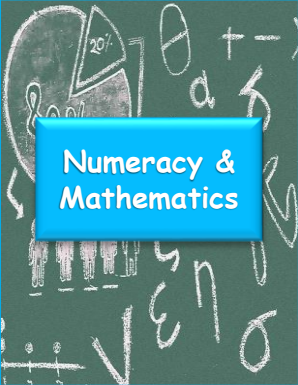

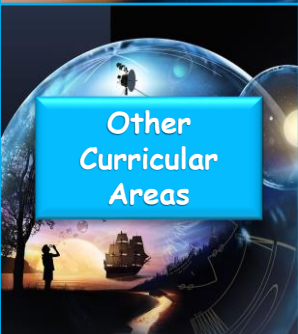


Curricular Area	Tasks
 <p data-bbox="99 378 323 496">Numeracy & Mathematics</p>	<p data-bbox="381 282 576 315"><u>Main Activity:</u></p> <ul data-bbox="381 335 1535 621" style="list-style-type: none"> • Today we're building on our learning about angles and direction, and linking it with Computer Science to learn how to program individual characters and fix problems: (Login details in the 'Technologies' section below) 1) Lesson 3: Jigsaw - Introduction to programming on a computer. 2) Lesson 4: Adding algorithms (lists of steps) to guide the angry bird to the pig. 3) Lesson 5: Maze Debugging - Having a look at the code written and fixing it.
 <p data-bbox="99 731 323 849">Languages</p>	<p data-bbox="381 664 694 696"><u>Writing - Instructions</u></p> <ul data-bbox="381 716 1535 958" style="list-style-type: none"> • Write instructions for how you made your rain gauge. • First, think about the items you used and write these in 'Materials Needed'. • Using the correct vocabulary - First, Then, Next and Finally, write about how you made it, thinking about the correct order of events. • Finally, draw a picture of your rain gauge. (You can write on your sheet in Seesaw)
 <p data-bbox="99 1063 323 1182">Other Curricular Areas</p>	<p data-bbox="381 996 576 1029"><u>Technologies:</u></p> <ul data-bbox="381 1049 1535 1290" style="list-style-type: none"> • Log in by clicking on your class' link below, then your name, and 'Secret Picture': ➤ Primary 2a - https://studio.code.org/sections/CPBGHC ➤ Primary 2b - https://studio.code.org/sections/HCLMJZ ➤ Primary 2c - https://studio.code.org/sections/SMGSVP • Please email schoolmail@kirkhill.e-renfrew.sch.uk asap if your child has forgotten.

Spelling Words

flute
June
rude
rule
ruler

flume
immune
super



Common Words

every
find
want
girl