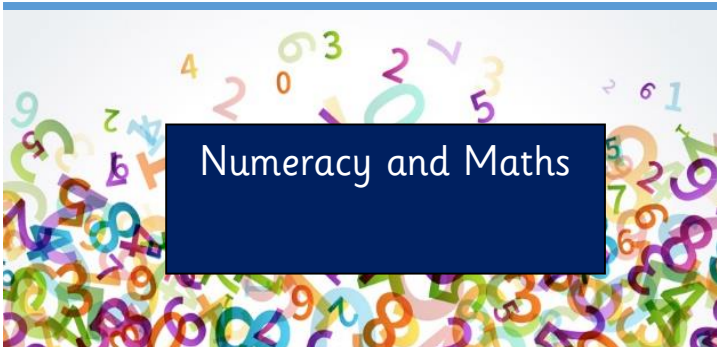




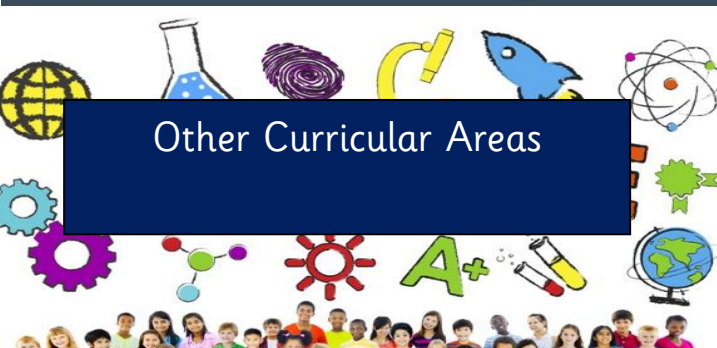
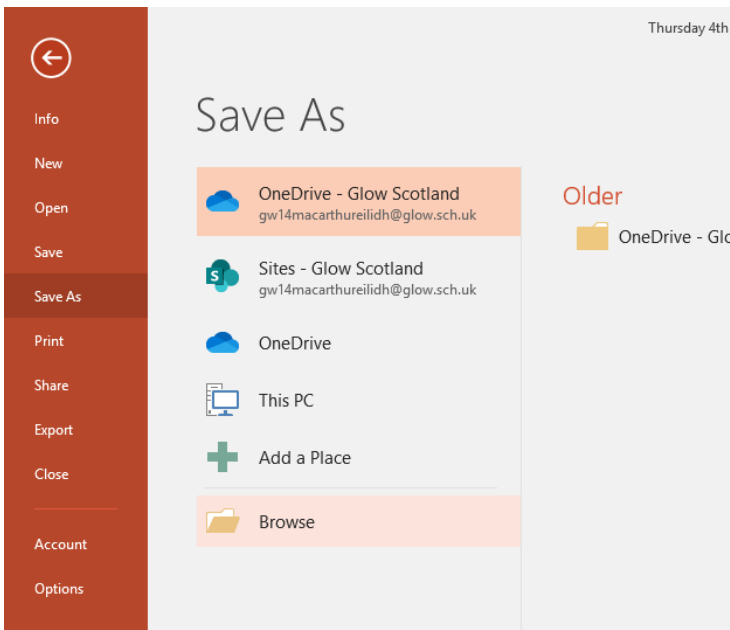
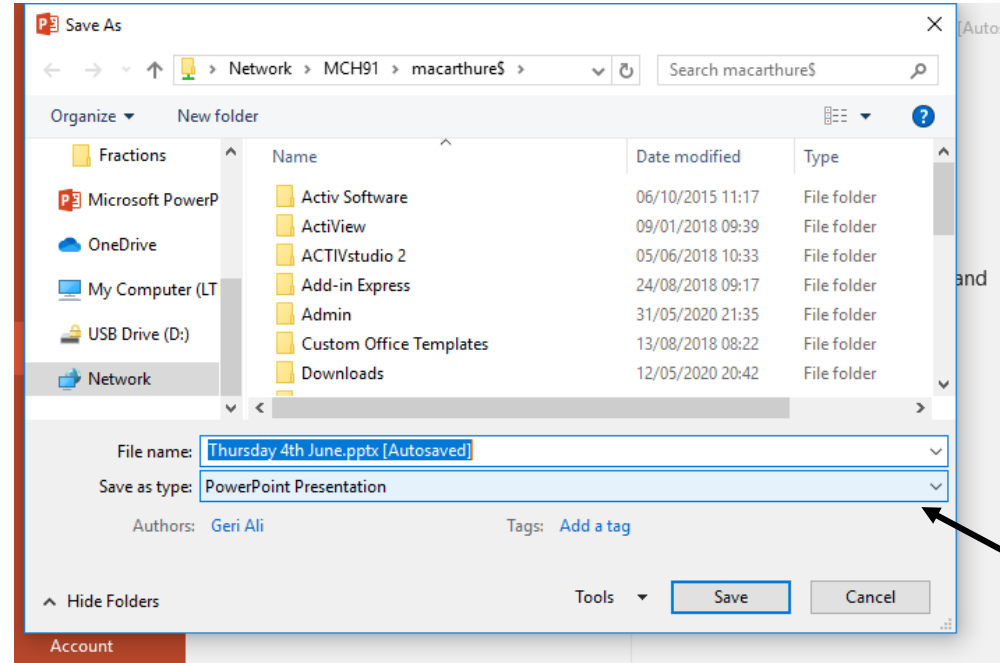


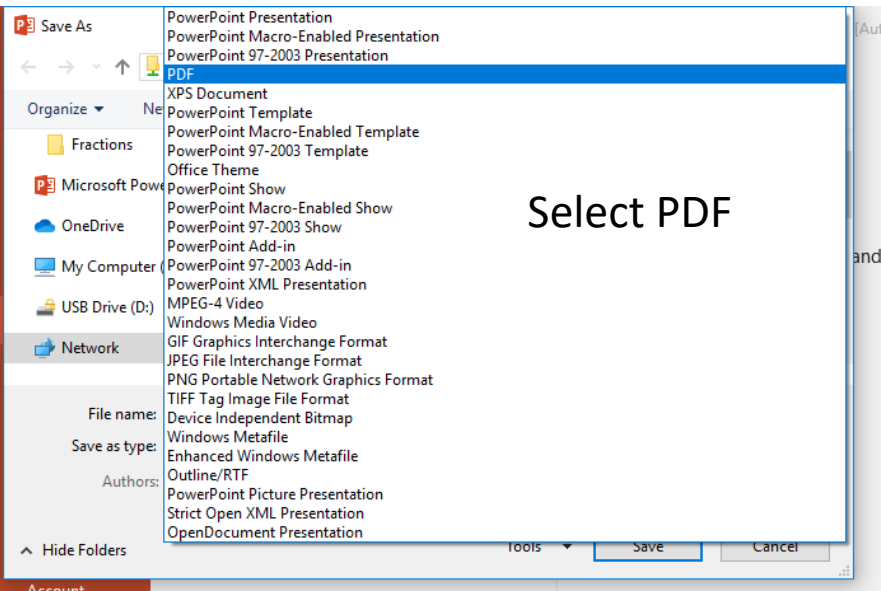
| Curricular Areas | Tasks | Health and wellbeing |
|--|---|--|
|  <p data-bbox="224 334 665 486">Numeracy and Maths</p> | <p data-bbox="792 254 924 287"><u>Fractions</u></p> <p data-bbox="792 329 1837 372"> Match the fractions. Drag the pictures to match it to the written fraction.</p> <p data-bbox="792 411 1702 454"> Label the fraction - write what fraction of the shape is shaded.</p> <p data-bbox="792 486 1689 529"> Identifying fractions – write the fraction of the shaded shape.</p> | <p data-bbox="2058 158 2428 197">Health and wellbeing</p> <p data-bbox="1989 205 2491 482">British Sign Language (BSL) is a visual way of communicating with others using gestures, facial expression, and body language. Click on the link below and use the grid to practise signing your name. Record yourself signing your name and post it on Seesaw.</p> <p data-bbox="1989 491 2456 601">https://www.british-sign.co.uk/fingerspelling-alphabet-charts/</p> |
|  <p data-bbox="163 701 690 853">Literacy and English</p> | <p data-bbox="792 605 932 638"><u>Grammar</u></p> <p data-bbox="792 682 1875 753">You explored verbs on Monday. Today we would like you to sort the nouns from the verbs.</p> <p data-bbox="792 805 1837 848">Remember – a noun is a naming word. It may name a person, a place or a thing.</p> <p data-bbox="792 886 1768 929">A verb is a doing word. This is something you can actually do – an action.</p> | <p data-bbox="2028 629 2461 668">Spelling/phonics revision</p> <p data-bbox="1982 696 2453 735">Rule: ‘ch’ making the ‘k’ sound.</p> <p data-bbox="1982 776 2486 891">Words: Christmas, school, chorus, chemist, chord, echo, anchor, stomach</p> <p data-bbox="1982 901 2481 976">Common words: any, body, carry, along, story</p> |
|  <p data-bbox="129 1119 690 1258">Other Curricular Areas</p> | <p data-bbox="792 1062 996 1095"><u>Social Studies</u></p> <p data-bbox="792 1143 1931 1300">Over the last few weeks you have been working really hard on your personal projects. This week, we would like to see your finished project 😊. If you have made your project on powerpoint then you will need to convert it to a PDF for uploaded. Some instructions to help with this are on pages 2 and 3.</p> | <p data-bbox="2109 993 2372 1032">Optional Tasks</p> <ul data-bbox="1982 1068 2491 1425" style="list-style-type: none"> • Sumdog • EducationCity • BBC Bitesize Lessons • French with Mr Innes • Myleene Klass Classes • Cosmic Yoga. • Draw with Rob • https://www.bestideasforkids.com/sidewalk-chalk-ideas |



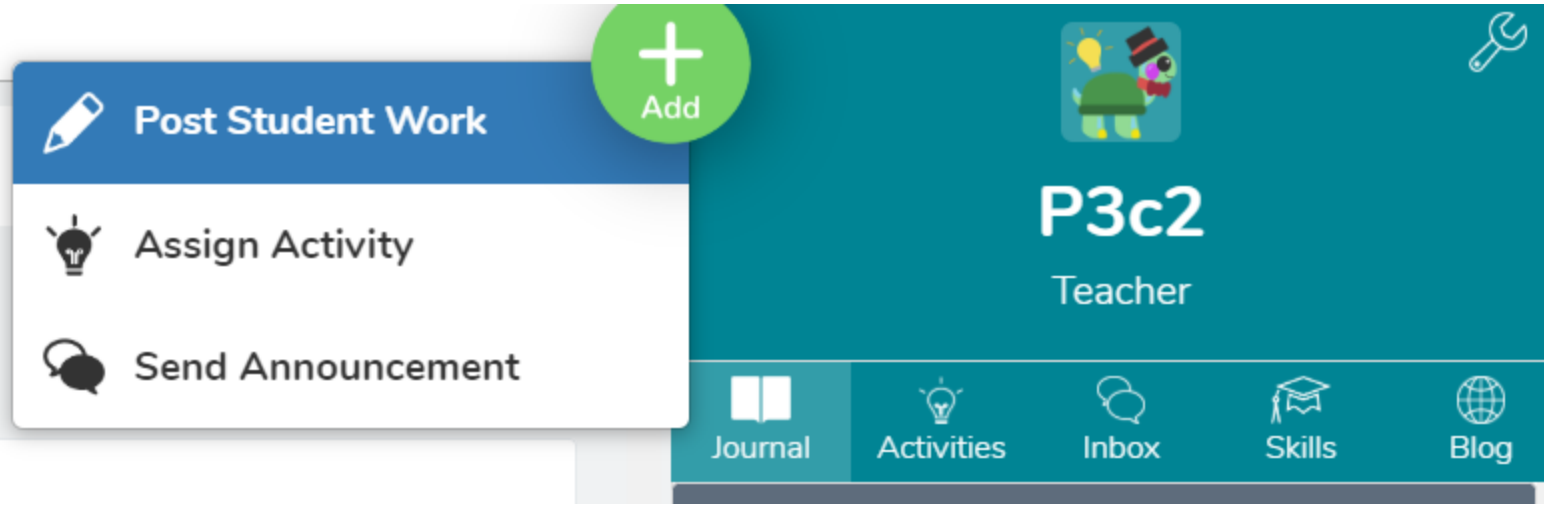
Click file and 'Save As' and select 'Browse' – choose where you would like to save your file.




Click the arrow at 'Save as type'



To upload your PDF to Seesaw



Click the green + and select 'Post Student Work'



Choose 'Upload'. Find your file and voila! 😊