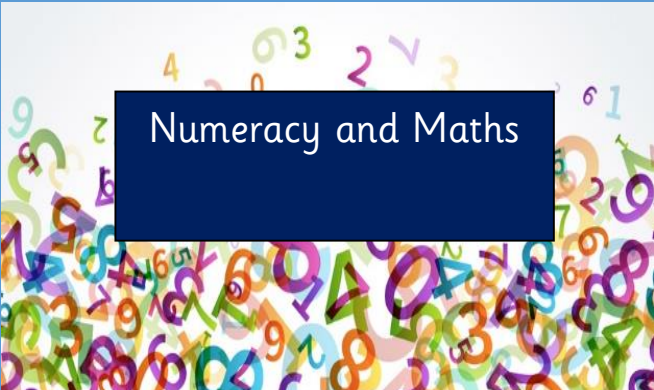

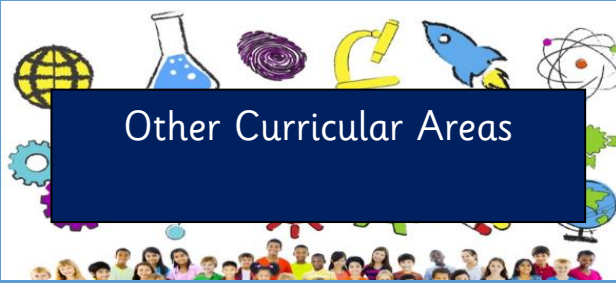


Curricular Areas	Tasks
 <p data-bbox="229 364 662 514">Numeracy and Maths</p>	<p data-bbox="789 264 968 307"><u>Addition</u></p> <ul style="list-style-type: none"> <li data-bbox="789 349 1121 406">🌶️ Addition Maze <li data-bbox="789 449 1274 506">🌶️ Addition with carrying. <li data-bbox="789 549 1350 606">🌶️ 🌶️ Missing number addition.
 <p data-bbox="203 799 687 863">Literacy and English</p>	<p data-bbox="789 678 955 721"><u>Writing</u></p> <ul style="list-style-type: none"> <li data-bbox="789 735 1809 835">🌶️ Create a simile poem about yourself using the template provided. <li data-bbox="789 892 1898 992">🌶️ Create your own simile poem using different beginnings, you could do some like I am as active as... I am as cheeky as...
 <p data-bbox="165 1149 687 1213">Other Curricular Areas</p>	<p data-bbox="789 1006 853 1049"><u>PE</u></p> <p data-bbox="789 1113 1770 1156">Make your own obstacle course in your house or garden.</p> <p data-bbox="789 1220 1898 1263">If you can't do this, just try to get active in any way possible! 😊</p>

Health and wellbeing

Take some time to relax and tune in with the outside world. Try some mindful listening. Go and sit outside and listen to what sounds you can hear. How do they make you feel?

Spelling/phonics revision

Rule: wa

Choose some active spelling strategies from the sheet to help you practise your spelling words.

Words: was, watch, walk, wander, wall, warm, swallow, wash, water, want, swan

Common words: second, fifteen, five, fourteen

Skills Development

Try to help take care of some plants in and around your garden. If you don't have a garden, try to think of other ways you could take care of your environment.

Spelling Menu

Choose any of the tasks below to practice your spelling:

<p><u>Alphabetical Order</u> Write all of your spelling words in alphabetical order. (ABC...)</p>	<p><u>Ambidextrous</u> Write all of your spelling words using both your left and right hand.</p>	<p><u>Backwards Writing</u> Write your spelling words forwards and then backwards. (e.g. dance ecnad)</p>	<p><u>Bubble Writing</u> Write your spelling words in bubble writing.</p>	<p><u>Calligraphy</u> Write your spelling words using your fanciest handwriting.</p>	<p><u>Chalk Writing</u> Use some chalk to write your spelling words outside.</p>
<p><u>Dictionary Flashcards</u> Make flashcards using your spelling words - the word on one side and its meaning on the other.</p>	<p><u>Dot Writing</u> Write your spelling words using dots.</p>	<p><u>Garden Spelling</u> Use things you find in your garden/local park like sticks and stones to spell your words.</p>	<p><u>Hidden Words</u> Draw and colour a picture - try to hide as many of your spelling words as you can inside it.</p>	<p><u>Magazine Spelling</u> Cut out the letters you need from an old magazine and use them to make your spelling words.</p>	<p><u>Make Your Own</u> Create your own activity to help learn your new spelling words.</p>
<p><u>Pasta</u> Use pasta to make your different spelling words.</p>	<p><u>Picture</u> Draw a picture of each of your spelling words to show what each one means.</p>	<p><u>Playdough</u> Use playdough to make the letters of your spelling words, you could even try making your own playdough!</p>	<p><u>Rainbow Writing</u> Write your spelling words with coloured pencils, a different colour for each letter.</p>	<p><u>Sand/Foam Writing</u> Get some sand or foam and try writing your spelling words in it.</p>	<p><u>Silly Sentences</u> Write silly sentences, including your spelling words.</p>
<p><u>Singing</u> Sing your spelling words one letter at a time.</p>	<p><u>Story Writing</u> Write a story using all of your spelling words.</p>	<p><u>Torch Writing</u> Find a dark room, and use a torch to practice writing your spelling words on the wall.</p>	<p><u>Typing</u> Use different fonts to type out your spelling words on a computer or tablet.</p>	<p><u>UPPER and lower</u> Try writing your spelling words in upper case and then lower case.</p>	<p><u>Word Search</u> Create your own word search using your spelling words.</p>