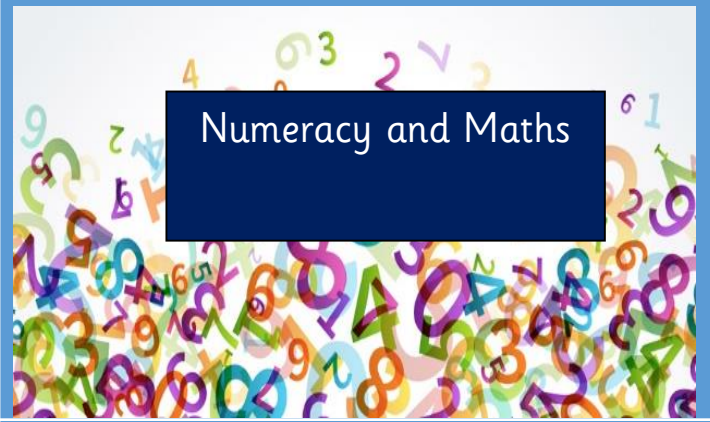


Curricular Areas

Tasks

Health and wellbeing



Numeracy and Maths

Grid References – Remember go along the corridor and then up the stairs

Task 1: Complete the Grid References activity on seesaw.




Task 2: Log in to Education City and play some of the grid references/co-ordinates games.

Try to make someone's day. You could make them a card, phone or do something nice for them ☺.



Literacy and English

Statements and Questions:

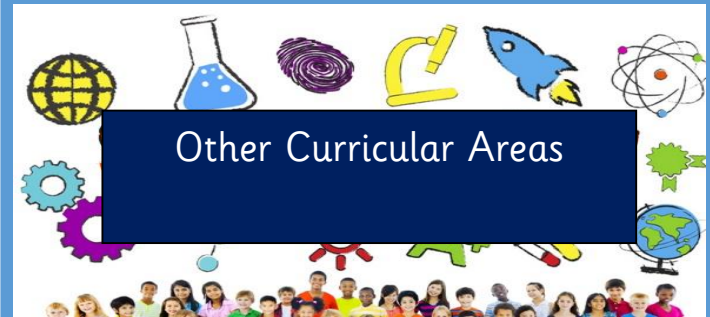
-  Finish the sentence with either a ? or . to show if it is a question or statement.
-  Create a statement and a question for each of the topics given.
-  Correct **all** of the punctuation in the sentences, including adding ? or .

Spelling/phonics revision

Rule: ea
 Choose some active spelling strategies from the sheet to help you practise your spelling words.

Words: bread, head, ready, dead, instead, weather, feather, wealth

Common words: learn, children because, earth



Other Curricular Areas

PE:

Complete a work out of your choice. You can do a Joe Wicks workout, a dance class with Oti Mabuse, go for a walk or go out on your bike/scooter. It's totally your choice – just get your body moving!

Skills Development

Make your bed every morning. Starting the day off on the right track will hopefully help you have a good day ☺

Spelling Menu

Choose any of the tasks below to practice your spelling:

<p><u>Alphabetical Order</u> Write all of your spelling words in alphabetical order. (ABC...)</p>	<p><u>Ambidextrous</u> Write all of your spelling words using both your left and right hand.</p>	<p><u>Backwards Writing</u> Write your spelling words forwards and then backwards. (e.g. dance ecnad)</p>	<p><u>Bubble Writing</u> Write your spelling words in bubble writing.</p>	<p><u>Calligraphy</u> Write your spelling words using your fanciest handwriting.</p>	<p><u>Chalk Writing</u> Use some chalk to write your spelling words outside.</p>
<p><u>Dictionary Flashcards</u> Make flashcards using your spelling words - the word on one side and its meaning on the other.</p>	<p><u>Dot Writing</u> Write your spelling words using dots.</p>	<p><u>Garden Spelling</u> Use things you find in your garden/local park like sticks and stones to spell your words.</p>	<p><u>Hidden Words</u> Draw and colour a picture - try to hide as many of your spelling words as you can inside it.</p>	<p><u>Magazine Spelling</u> Cut out the letters you need from an old magazine and use them to make your spelling words.</p>	<p><u>Make Your Own</u> Create your own activity to help learn your new spelling words.</p>
<p><u>Pasta</u> Use pasta to make your different spelling words.</p>	<p><u>Picture</u> Draw a picture of each of your spelling words to show what each one means.</p>	<p><u>Playdough</u> Use playdough to make the letters of your spelling words, you could even try making your own playdough!</p>	<p><u>Rainbow Writing</u> Write your spelling words with coloured pencils, a different colour for each letter.</p>	<p><u>Sand/Foam Writing</u> Get some sand or foam and try writing your spelling words in it.</p>	<p><u>Silly Sentences</u> Write silly sentences, including your spelling words.</p>
<p><u>Singing</u> Sing your spelling words one letter at a time.</p>	<p><u>Story Writing</u> Write a story using all of your spelling words.</p>	<p><u>Torch Writing</u> Find a dark room, and use a torch to practice writing your spelling words on the wall.</p>	<p><u>Typing</u> Use different fonts to type out your spelling words on a computer or tablet.</p>	<p><u>UPPER and lower</u> Try writing your spelling words in upper case and then lower case.</p>	<p><u>Word Search</u> Create your own word search using your spelling words.</p>