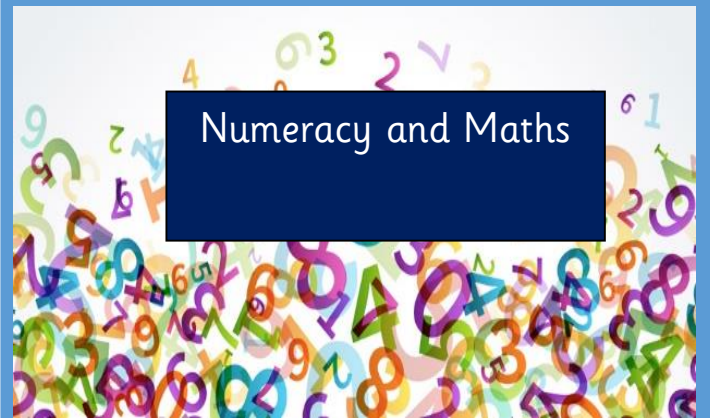


Curricular Areas




Tasks

Health and wellbeing



Numeracy and Maths

Mental Maths

-  Mental Maths A
-  Mental Maths B
-  Mental Maths C

Extension: Choose an activity to complete from your 3D shape grid.

This week, it is your turn to set a task for me! You can:

- Set me a challenge.
- Ask me a question
- Get me to solve a riddle
- It is totally up to you 😊



Have fun!



Literacy and English

Reading Comprehension – Identifying the Main Idea.

Read the passage and answer the questions.

-  Practice page
-  On your own

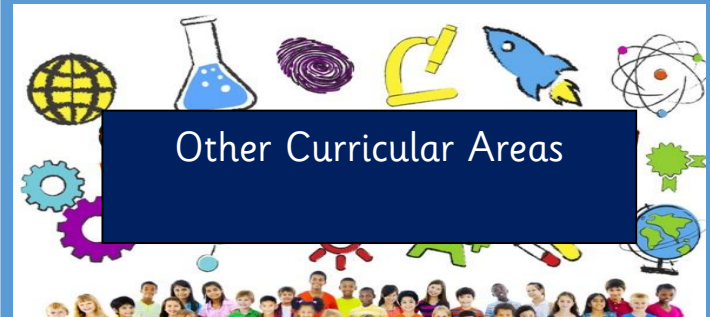
Spelling/phonics revision

Rule: wr

Choose some active spelling strategies from the sheet to help you practise your spelling words.

Words: write wrist wrote wrong wrinkle wren wreck wrap written

Common words: gave family how might



Other Curricular Areas

Health and Wellbeing:

Remember it is important to take some time away from a screen. Try to do a non-screen activity. You could do a jigsaw, play a game, build something with lego, draw, paint, colour, dance, sing, act... you choose!

Continue with your daily photo challenge. Today's theme is nature 😊

Skills Development

Help lay the table for dinner each evening.

Spelling Menu

Choose any of the tasks below to practice your spelling:

<p><u>Alphabetical Order</u> Write all of your spelling words in alphabetical order. (ABC...)</p>	<p><u>Ambidextrous</u> Write all of your spelling words using both your left and right hand.</p>	<p><u>Backwards Writing</u> Write your spelling words forwards and then backwards. (e.g. dance ecnad)</p>	<p><u>Bubble Writing</u> Write your spelling words in bubble writing.</p>	<p><u>Calligraphy</u> Write your spelling words using your fanciest handwriting.</p>	<p><u>Chalk Writing</u> Use some chalk to write your spelling words outside.</p>
<p><u>Dictionary Flashcards</u> Make flashcards using your spelling words - the word on one side and its meaning on the other.</p>	<p><u>Dot Writing</u> Write your spelling words using dots.</p>	<p><u>Garden Spelling</u> Use things you find in your garden/local park like sticks and stones to spell your words.</p>	<p><u>Hidden Words</u> Draw and colour a picture - try to hide as many of your spelling words as you can inside it.</p>	<p><u>Magazine Spelling</u> Cut out the letters you need from an old magazine and use them to make your spelling words.</p>	<p><u>Make Your Own</u> Create your own activity to help learn your new spelling words.</p>
<p><u>Pasta</u> Use pasta to make your different spelling words.</p>	<p><u>Picture</u> Draw a picture of each of your spelling words to show what each one means.</p>	<p><u>Playdough</u> Use playdough to make the letters of your spelling words, you could even try making your own playdough!</p>	<p><u>Rainbow Writing</u> Write your spelling words with coloured pencils, a different colour for each letter.</p>	<p><u>Sand/Foam Writing</u> Get some sand or foam and try writing your spelling words in it.</p>	<p><u>Silly Sentences</u> Write silly sentences, including your spelling words.</p>
<p><u>Singing</u> Sing your spelling words one letter at a time.</p>	<p><u>Story Writing</u> Write a story using all of your spelling words.</p>	<p><u>Torch Writing</u> Find a dark room, and use a torch to practice writing your spelling words on the wall.</p>	<p><u>Typing</u> Use different fonts to type out your spelling words on a computer or tablet.</p>	<p><u>UPPER and lower</u> Try writing your spelling words in upper case and then lower case.</p>	<p><u>Word Search</u> Create your own word search using your spelling words.</p>