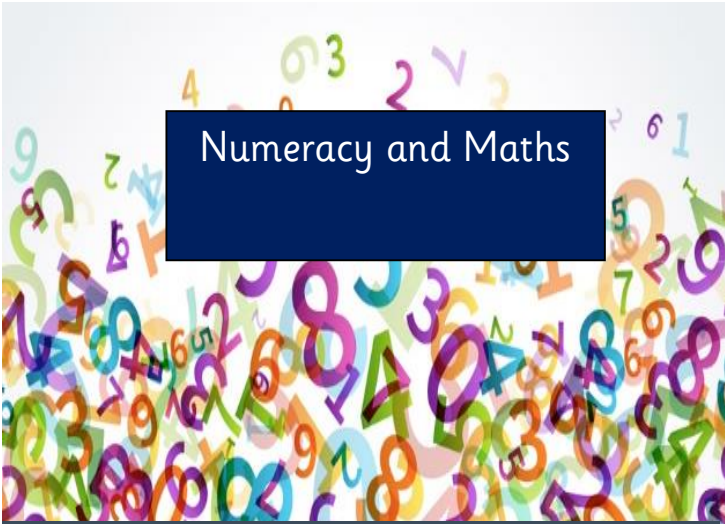





## Curricular Areas

## Tasks

## Health and wellbeing



### Numeracy and Maths

-  Favourite Fruit Pictograph
-  Favourite Colour Pictograph + read a pictograph
-  Pumpkin Harvest Pictograph + read a pictograph

**Extension: Play the game and create a pictograph**  
<http://toytheater.com/fruit-fall/>

Design your own soap bottle. Think about making your bottle eye-catching. What scent is your soap? Use your imagination!

## Spelling/phonics revision

Rule: tch

Choose some active spelling strategies from the sheet to help you practise your spelling words.

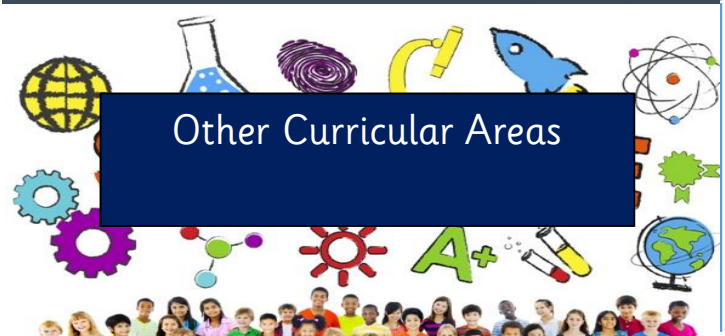
Words: match ditch patch  
 witch stitch catch hatch  
 snatch scratch kitchen

Common words:  
 watch time windy another



### Literacy and English

Task 1: Read chapter 2 of Flat Stanley. The link to this is available on both seesaw and the blog.



### Other Curricular Areas

**Science:**  
 Earth Hour is on 28 March at 8:30pm when we try to turn off as many electrical appliances as possible. Make a list, take photos or draw the things in your house that uses electricity. What could you switch off that you don't need? Why is it important to cut down the electricity we use?

## Skills Development

Practise tying your tie and your shoelaces.

## Spelling Menu

Choose any of the tasks below to practice your spelling:

<p><u>Alphabetical Order</u> Write all of your spelling words in alphabetical order. (ABC...)</p>	<p><u>Ambidextrous</u> Write all of your spelling words using both your left and right hand.</p>	<p><u>Backwards Writing</u> Write your spelling words forwards and then backwards. (e.g. dance ecnad)</p>	<p><u>Bubble Writing</u> Write your spelling words in bubble writing.</p>	<p><u>Calligraphy</u> Write your spelling words using your fanciest handwriting.</p>	<p><u>Chalk Writing</u> Use some chalk to write your spelling words outside.</p>
<p><u>Dictionary Flashcards</u> Make flashcards using your spelling words - the word on one side and its meaning on the other.</p>	<p><u>Dot Writing</u> Write your spelling words using dots.</p>	<p><u>Garden Spelling</u> Use things you find in your garden/local park like sticks and stones to spell your words.</p>	<p><u>Hidden Words</u> Draw and colour a picture - try to hide as many of your spelling words as you can inside it.</p>	<p><u>Magazine Spelling</u> Cut out the letters you need from an old magazine and use them to make your spelling words.</p>	<p><u>Make Your Own</u> Create your own activity to help learn your new spelling words.</p>
<p><u>Pasta</u> Use pasta to make your different spelling words.</p>	<p><u>Picture</u> Draw a picture of each of your spelling words to show what each one means.</p>	<p><u>Playdough</u> Use playdough to make the letters of your spelling words, you could even try making your own playdough!</p>	<p><u>Rainbow Writing</u> Write your spelling words with coloured pencils, a different colour for each letter.</p>	<p><u>Sand/Foam Writing</u> Get some sand or foam and try writing your spelling words in it.</p>	<p><u>Silly Sentences</u> Write silly sentences, including your spelling words.</p>
<p><u>Singing</u> Sing your spelling words one letter at a time.</p>	<p><u>Story Writing</u> Write a story using all of your spelling words.</p>	<p><u>Torch Writing</u> Find a dark room, and use a torch to practice writing your spelling words on the wall.</p>	<p><u>Typing</u> Use different fonts to type out your spelling words on a computer or tablet.</p>	<p><u>UPPER and lower</u> Try writing your spelling words in upper case and then lower case.</p>	<p><u>Word Search</u> Create your own word search using your spelling words.</p>