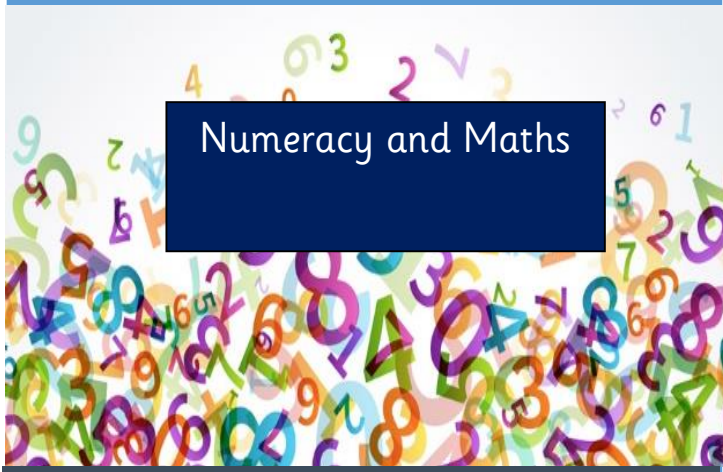




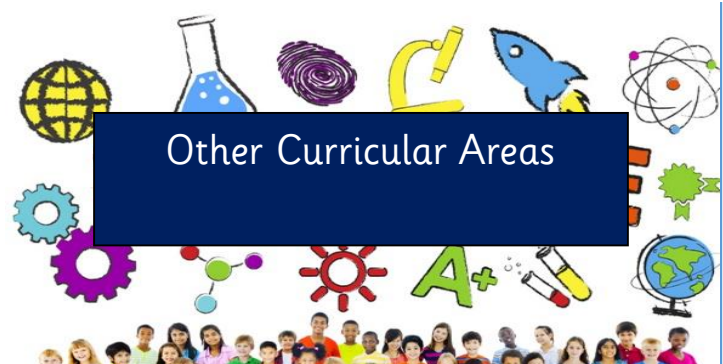


Curricular Areas	Tasks
 <p data-bbox="224 368 665 515"><b>Numeracy and Maths</b></p>	<ul style="list-style-type: none"> <li> Complete bar chart worksheet.</li> <li> Complete worksheet + Seesaw bar chart activity.</li> <li> Complete Seesaw bar chart activity + TJ page 207</li> </ul> <p>LI: To display information in an organised way.</p>
 <p data-bbox="188 805 690 952"><b>Literacy and English</b></p>	<p>Read chapter 1 of 'Flat Stanley'. If you do not have a copy of your own then an extract of chapter 1 is available on the Blog and under the 'activities' section on Seesaw. Try your best to read it on your own, however if you are struggling then get an adult to help you sound out/read the tricky words.</p>
 <p data-bbox="155 1133 690 1268"><b>Other Curricular Areas</b></p>	<p>Social Studies- My Local Area</p> <p>Draw a sketch of your local area from memory. Try to include landmarks and important places such as schools, parks, shops and places of worship. Then use Google Maps to complete the 'My Local Area: Find It!' worksheet. Look over your sketch, was it accurate?</p>

**Health and wellbeing**  
 Design your own soap bottle. Think about making your bottle eye-catching. What scent is your soap? Use your imagination!

**Spelling/phonics revision**  
 Rule: tch

Choose some active spelling strategies from the sheet to help you practise your spelling words.

**Words:** match ditch patch  
 witch stitch catch hatch  
 snatch scratch kitchen

**Common words:**  
 watch time windy another

**Skills Development**  
 Practise tying your tie and your shoelaces.