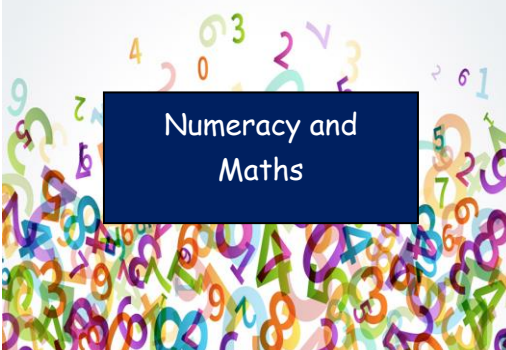








Curricular Area	Tasks
 <p data-bbox="179 414 492 550"><b>Numeracy and Maths</b></p>	<p data-bbox="616 327 784 351"><b>Fractions –</b></p> <p data-bbox="616 375 963 430"> Halves and Quarters</p> <p data-bbox="616 454 929 502"> Tj1a P138 quarters</p> <p data-bbox="616 534 884 582">  CfE1a 16.3</p> <p data-bbox="616 614 1411 654"><b>Extra Challenge:</b> play pizza box fractions on Education City</p>
 <p data-bbox="179 774 492 901"><b>Literacy and English</b></p>	<p data-bbox="616 726 772 758"><b>Grammar:</b></p> <p data-bbox="616 798 1433 981">Verbs – A verb is often used to describe or indicate an action. Sentences are not complete without a verb. Here are some examples: jog, stop, hear, call, explore and believe. Complete the activity on Seesaw. Read each sentence and underline/include the correct verb.</p>
 <p data-bbox="179 1181 492 1244"><b>World Oceans Week</b></p>	<p data-bbox="616 1053 974 1085">This is World Oceans Week.</p> <p data-bbox="616 1165 1433 1268">Use an empty box and create your own under the ocean scene (diorama), The link below will give you lots of ideas! <a href="https://www.3dgeography.co.uk/ocean-diorama">https://www.3dgeography.co.uk/ocean-diorama</a></p>

**Health and wellbeing**

Can you design a healthy snack? What will it look like? Design a wrapper, give it a name and choose something which we will want to eat at our break time!

**Spelling/phonics revision**

**ie**  
tried cried fried died dried tie  
supplied replied lied lie denied

**Common words**  
Tell large spell still saw

**Skills Development**

Help to empty the bins around the house this week. Remember to always wash your hands after handling rubbish bins.