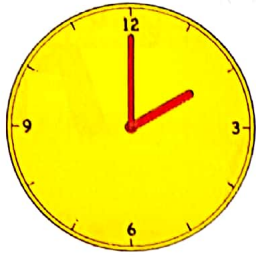



2. Write the time on each of these clocks :-

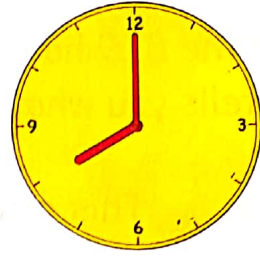
a



b



c



d



e




f



3. Draw a clock face. Put hands on it to show **8 o'clock**.

4. Draw a clock face. Put hands on it to show **3 o'clock**.



5. a It is 10 o'clock. What time will it be in **1 hour**?

b It is 7 o'clock. I arrived home **1 hour ago**.

At what time did I arrive home?

c It is 6 o'clock. My favourite programme is on in **1 hour's time**.

At what time will my programme start?

d My plane left at 4 o'clock. The flight takes **3 hours**.

At what time will my plane land?

6. a It is 11 o'clock in the morning. I leave for work in **3 hours**.

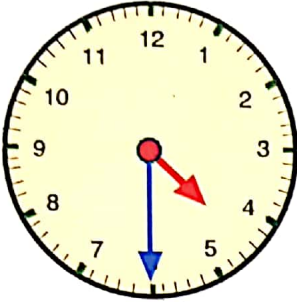
At what time must I leave for work?

b It is 1 o'clock in the afternoon. I drank tea **2 hours ago**.

When did I have my cup of tea?

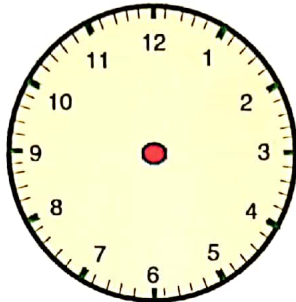
1. Draw both hands of each clock to show the correct time.  
The first one has been done for you.

a



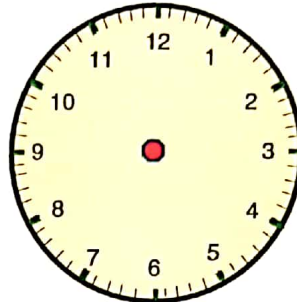
half past four

b



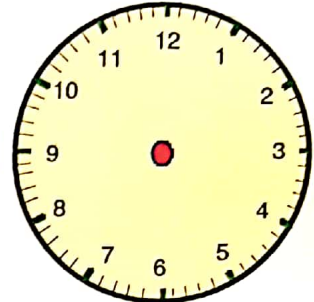
half past seven

c



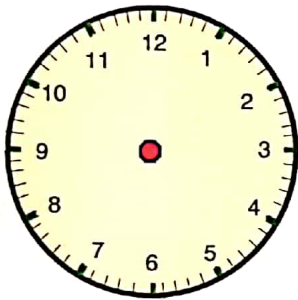
half past two

d



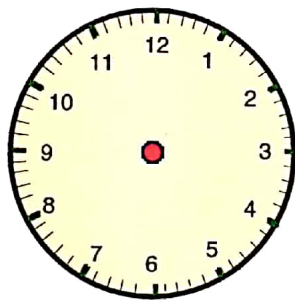
half past three

e



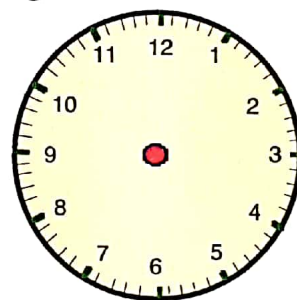
half past eight

f



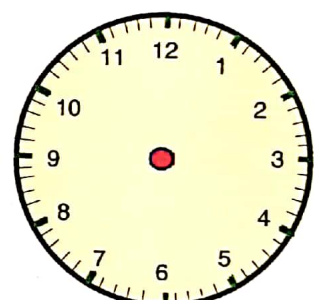
half past ten

g



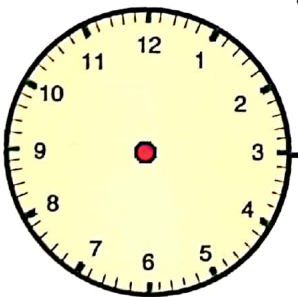
half past nine

h



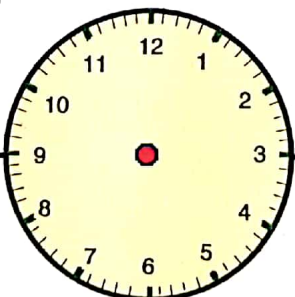
half past one

i



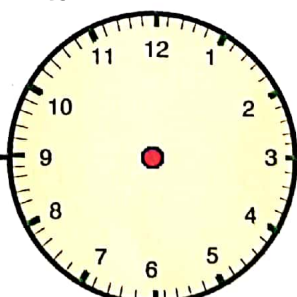
half past eleven

j



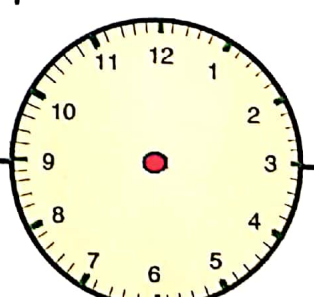
half past five

k



half past six

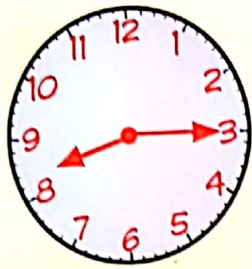
l



half past twelve

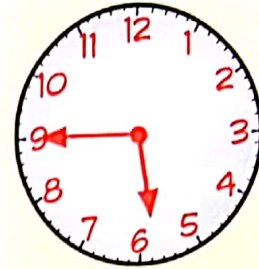
Show this to your teacher, then go to page 44 Question 2

When the **BIG** hand is at the 3  
the time reads as  
**quarter past** the hour.



← quarter past

When the **BIG** hand is at the 9  
the time reads as  
**quarter to** the hour.

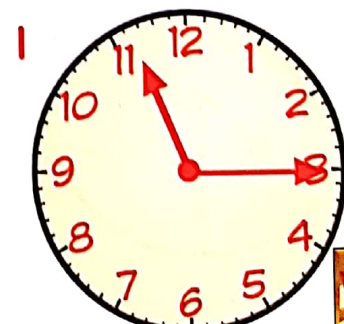
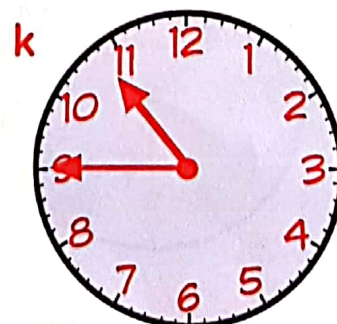

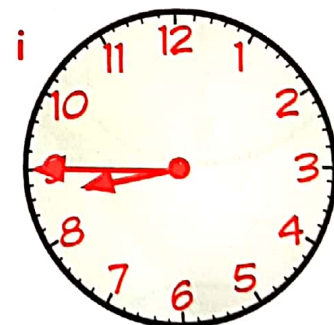
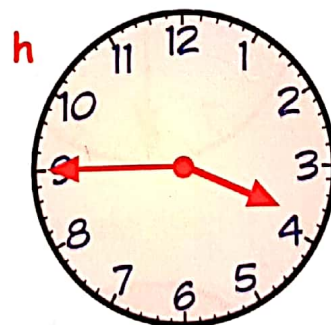

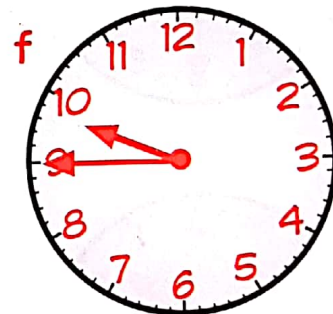
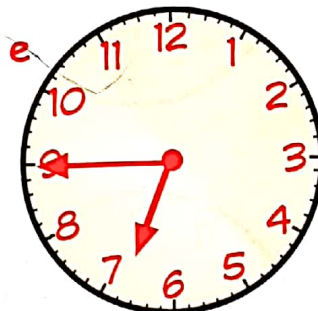
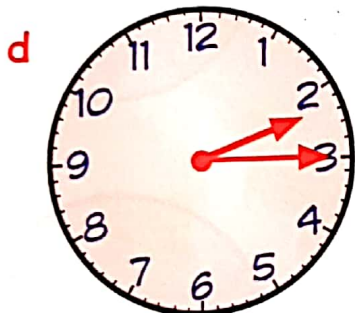
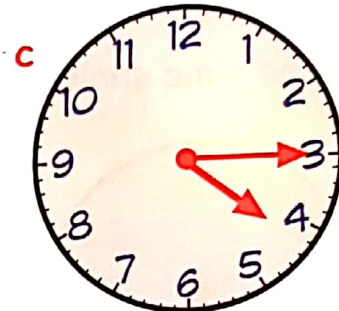
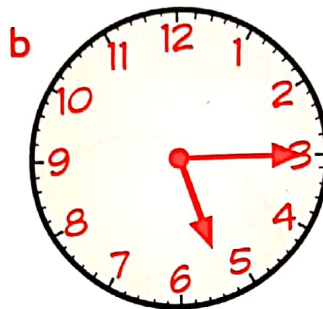
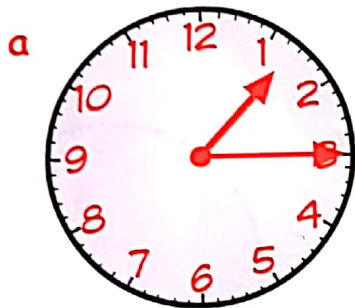


quarter to →

This clock reads  
**quarter past 8.**

This clock reads  
**quarter to 6.**

2. Write the time shown on each clock :-



Worksheet  
4.3