


## T-shirts



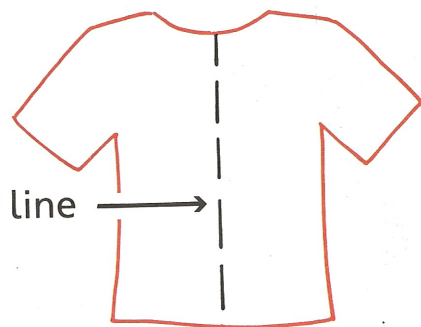
- 1 Fold a sheet of paper and draw a shape like this.

fold →





- 2 Cut out the shape and open it out.

fold line →



The fold-line is a **line of symmetry**.  
The T-shirt is **symmetrical**.


- 3 Make a **pattern** for your T-shirt. Use paints.



Your T-shirt **pattern** is symmetrical.

**Problem solving**

- 4 Make symmetrical shorts.  
Mark the line of symmetry.



Go back to Measure, Shape and Handling data Workbook  
page 30, question 1.