

Drawing Pictographs and Bar Graphs


Be able to draw a pictograph or a bar graph.




Example Drawing a Pictograph






Use the **key** shown to draw a **pictograph** which shows the pets owned by a P3 class.

Cat	Hamster	Dog	Goldfish	Rabbit
6	4	9	3	7

Key:  stands for 2 children.



This means that :-
 stands for 1 child

Cat	
Hamster	
Dog	
Goldfish	
Rabbit	

Example Drawing a Bar Graph

The table opposite shows the favourite curry of twenty people who came out of a Chinese restaurant.



Prawn	-	5
Pork	-	3
Chicken	-	7
Beef	-	1
Mixed	-	4

This information can be displayed in a **bar chart**.

A **bar graph** needs :-

- a title
- a grid of lines
- headings
- labels
- and bars.

