

Information Handling

Here are some revision activities using tally marks and charts. These are used to make it easy to read different types of information.

Have a go at the activities below. Some are trickier than others so don't worry about completing everything. 😊


Tally Activity

1	2	3	4
5	6	7	8
9	10	11	12











Can you count how many of each animal and record as tally marks in the boxes?

Minibeasts Block Diagram



Colour a box for each item that you find

6							
5							
4							
3							
2							
1							
							

 **Helpful hint** – you might want to put a line through each minibeast once you record it on the chart to avoid counting it more than once.

Extension activity – you could do a minibeast hunt in your outdoor area and record the results in a similar way.

Reading from a Table

Information which appears in a **table** or a **chart** should be easy to read.

This table shows the number of pupils from a Primary 3 class who were absent with flu from school during one week last winter.

Day	Number Absent
Monday	4
Tuesday	6
Wednesday	7
Thursday	9
Friday	10

Interpreting information from a table.



- there were **6** absent on Tuesday.
- there were **3** more absent on Friday than on Wednesday.
- the longer the week went on, the more absences there were.

Many more pieces of information can be taken from the table!

Exercise 1

1. Use the table above to answer these questions :-
 - a How many pupils were absent on Monday?
 - b How many pupils were absent on Wednesday?
 - c How many **more** were absent on Thursday than Monday?
 - d How many **less** were absent on Tuesday than Wednesday?
 - e How many absences were there **altogether** that week?



2. Nurse Provan has set her TV box to record her favourite programmes while she is at work.



- What time is **CSI Ayr** on at?
- When does **Emmerdale** start?
- How long **after** Corrie Road starts does **CSI Ayr** come on?

Start Times	Programme
7.00	Emmerdale
7.30	Corrie Road
8.00	CSI Ayr
9.00	Our Family

3.

	S1	S2	S3
Gerry	21	16	25
Tanya	17	19	25

Gerry and Tanya counted the number of goals they had scored over the past 3 seasons.

Gerry scored 16 in **season 2**.

- How many goals did Tanya score in season 2?
- How many goals did Gerry score in season 1?
- Who scored more goals **altogether**? How many was that?



4. Every 3 months Tom and Betty saved some money in their bank.

- How much did Tom save in March?
- How much did Betty save in June?

	March	June	Sept.	Dec.
Tom	£6	£12	£3	£13
Betty	£10	£8	£3	£8



- Who saved **more** in December and **how much more**?