


Piet Mondrain Painting Activity

(use felt pens if you don't have paint)




There are 3 special colours known as **primary colours**. These colours can be mixed together to create all the other colours.

Can you guess what the 3 primary colours are?



We are the primary colours!

You can mix us together to make lots of new colours!




BLUE YELLOW RED

Some artists like to use **primary colours** in their work.


This is Piet Mondrian. He was a Dutch artist who was born in 1872. He painted pictures in a style known as **abstract** using mainly primary colours. Abstract paintings show ideas more than pictures.



Let's look at some of Mondrian's work...



This piece is called **Composition with Red, Yellow and Blue**. Mondrian painted it in 1921.



How to create artwork in the style of Mondrian



You will need: a sheet of paper, some masking tape, red, yellow, blue and black paint, paintbrushes.



1. Lay the masking tape in straight lines over the paper to make square and rectangular sections.



2. Choose which primary colour you want to go in each box and paint them in. You can paint some boxes black too if you want to.



3. When the paint is dry, you can carefully remove the masking tape. Be careful not to rip the paper.



4. Use a ruler and felt tip to draw straight lines around and between the shapes.



5. You now have a piece of artwork in the style of Mondrian!

Text can be hard to read, here are the steps typed out clearer.

You will need: a sheet of paper, some masking tape and paint (red, yellow, blue and black).

1. Lay the masking tape in straight lines over the paper to make square and rectangular sections.
2. Choose which primary colour you want to go in each box and paint them in. You can paint some boxes black too if you want.
3. When the paint is dry you can carefully remove the masking tape. Be careful not to rip the paper.
4. Use a ruler and felt pen to draw straight lines around and between the shapes.
5. You now have a piece of artwork in the style of Mondrain! Please share on SeeSaw!