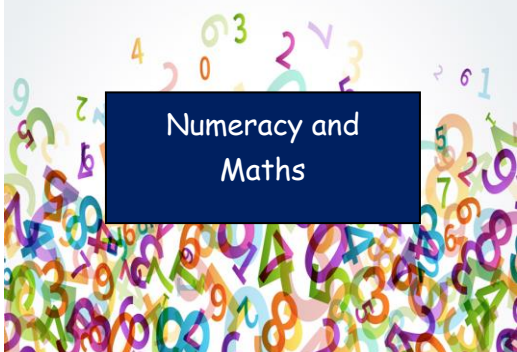



Primary 4 Curricular Area	Home Learning – Thursday 30th April Tasks
 <p data-bbox="181 459 495 592">Numeracy and Maths</p>	<p data-bbox="1189 368 1592 400">Skill –Weight: Using grams</p> <p data-bbox="920 459 1861 531">Practical- Play the game- Mostly Postie on Topmarks website https://www.ictgames.com/mobilePage/mostlyPostie/index.html</p> <p data-bbox="1025 539 1756 571">Complete the <u>Weights and Weighing worksheet</u></p> <p data-bbox="645 584 2145 663">Extension(Optional)- Make your own crunch bar or (you can use the recipe provided or one of your own)</p> <p data-bbox="1032 676 1749 708">Written- Complete the Weightlifters worksheet</p>
 <p data-bbox="181 823 483 956">Literacy and English</p>	<p data-bbox="1167 735 1615 767">Skill - Reading comprehension</p> <p data-bbox="618 780 2152 860">Complete the reading comprehension about the author Roald Dahl. Choose from Extra Hot, Hot or Mild challenge.</p> <p data-bbox="618 911 1285 943">Handwriting- Practise joining to the letter l-</p> <p data-bbox="618 959 1339 991">Write out the fl words in your best handwriting.</p> <p data-bbox="618 1007 1890 1038">Can you write a sentence/sentences using as many of the following words as possible-</p> <p data-bbox="618 1046 1473 1078"><i>flower, flock, flap, fluffy, flew, floor, fleece and flag</i></p> <p data-bbox="618 1086 1518 1118"><i>The flag flew proudly before fell and hit the floor .</i></p> <p data-bbox="618 1134 2078 1214">Remember this is a handwriting task, so join up your writing in the sentences. Try to make the tall letters touch the top line and all the other letters should be the same size.</p>



Music- Watch this music tutorial on You Tube- Jimmy's Quarantine Lesson #2

https://www.youtube.com/watch?time_continue=283&v=TCMyAa-zkiY&feature=emb_logo

(YouTube Video Guidance) Do re mi fa so - the pentachord, AKA the pentascale, AKA the pentachordal scale. Learn to read music using your fingers and toes.




Please pause the video and practise each little bit if it's all too fast or difficult - then try the video again. Afterwards, You should be able to sing Once a Man Fell in a Well, sing the song with solfa, show the shape of the melody on your toes, show how it is notated using your hands, and finally read it from a score. Good luck!

Science- The Water Cycle- Lesson 4- PROJECT TASK

Watch the video- The Water Cycle-The Dr. Binocs Show

<https://www.youtube.com/watch?v=ncORPosDrjI>

Make a 3d Model of the Water Cycle using recyclable materials. This is a project task so this can be completed over two weeks.



Skills to develop this week

Help with the washing. Ask your adult what activities they would like you to help with, this could be folding the towels, pairing up the socks or taking the washing to the appropriate rooms to be put away.