














P5 Homework



Monday 9th November 2019
Due Friday 13th November 2019

Curriculum Area	Activity																								
<p>Literacy</p> 	<p style="text-align: center;"><u>Active Spelling:</u></p> <p>In class you have chosen your spelling words level from the 'Chilli Challenge'. You have to find 5 additional words at that level. You may use the internet or a dictionary to help you. The spelling rule will change every week.</p> <p>In addition to this, we would like you to practise this rule by choosing to complete two tasks found on the 'Spelling Menu'. Please choose different ones from last week. Please record your words in your Literacy Homework Jotter and be prepared to share these on Friday. All other tasks do not need to be recorded in the jotter as these should be active and enjoyable and will not be checked over by the teacher.</p> <div style="border: 2px solid green; border-radius: 25px; padding: 20px; margin: 20px 0;"> <p style="text-align: center;">Homophones</p> <p style="text-align: center; color: red;">Choose your Chilli Challenge</p> <table style="width: 100%; border-collapse: collapse;"> <tr> <td style="width: 30%; vertical-align: top; padding: 5px;"> <p>Extra Hot!</p>  </td> <td style="padding: 5px;"> <div style="border: 1px solid lightblue; border-radius: 10px; padding: 5px;"> <table style="width: 100%; border-collapse: collapse;"> <tr> <td style="width: 50%;">1. flour</td> <td style="width: 50%;">4. aloud</td> </tr> <tr> <td>2. flower</td> <td>5. bored</td> </tr> <tr> <td>3. allowed</td> <td>6. board</td> </tr> </table> </div> </td> </tr> <tr> <td style="vertical-align: top; padding: 5px;"> <p>Hot!</p>  </td> <td style="padding: 5px;"> <div style="border: 1px solid lightblue; border-radius: 10px; padding: 5px;"> <table style="width: 100%; border-collapse: collapse;"> <tr> <td style="width: 50%;">1. new</td> <td style="width: 50%;">4. their</td> </tr> <tr> <td>2. knew</td> <td>5. they're</td> </tr> <tr> <td>3. there</td> <td></td> </tr> </table> </div> </td> </tr> <tr> <td style="vertical-align: top; padding: 5px;"> <p>Mild</p>  </td> <td style="padding: 5px;"> <div style="border: 1px solid lightblue; border-radius: 10px; padding: 5px;"> <table style="width: 100%; border-collapse: collapse;"> <tr> <td style="width: 50%;">1. be</td> <td style="width: 50%;">4. won</td> </tr> <tr> <td>2. bee</td> <td>5. to</td> </tr> <tr> <td>3. one</td> <td>6. too</td> </tr> </table> </div> </td> </tr> </table> <div style="text-align: center; margin-top: 10px;">  </div> </div>	<p>Extra Hot!</p> 	<div style="border: 1px solid lightblue; border-radius: 10px; padding: 5px;"> <table style="width: 100%; border-collapse: collapse;"> <tr> <td style="width: 50%;">1. flour</td> <td style="width: 50%;">4. aloud</td> </tr> <tr> <td>2. flower</td> <td>5. bored</td> </tr> <tr> <td>3. allowed</td> <td>6. board</td> </tr> </table> </div>	1. flour	4. aloud	2. flower	5. bored	3. allowed	6. board	<p>Hot!</p> 	<div style="border: 1px solid lightblue; border-radius: 10px; padding: 5px;"> <table style="width: 100%; border-collapse: collapse;"> <tr> <td style="width: 50%;">1. new</td> <td style="width: 50%;">4. their</td> </tr> <tr> <td>2. knew</td> <td>5. they're</td> </tr> <tr> <td>3. there</td> <td></td> </tr> </table> </div>	1. new	4. their	2. knew	5. they're	3. there		<p>Mild</p> 	<div style="border: 1px solid lightblue; border-radius: 10px; padding: 5px;"> <table style="width: 100%; border-collapse: collapse;"> <tr> <td style="width: 50%;">1. be</td> <td style="width: 50%;">4. won</td> </tr> <tr> <td>2. bee</td> <td>5. to</td> </tr> <tr> <td>3. one</td> <td>6. too</td> </tr> </table> </div>	1. be	4. won	2. bee	5. to	3. one	6. too
<p>Extra Hot!</p> 	<div style="border: 1px solid lightblue; border-radius: 10px; padding: 5px;"> <table style="width: 100%; border-collapse: collapse;"> <tr> <td style="width: 50%;">1. flour</td> <td style="width: 50%;">4. aloud</td> </tr> <tr> <td>2. flower</td> <td>5. bored</td> </tr> <tr> <td>3. allowed</td> <td>6. board</td> </tr> </table> </div>	1. flour	4. aloud	2. flower	5. bored	3. allowed	6. board																		
1. flour	4. aloud																								
2. flower	5. bored																								
3. allowed	6. board																								
<p>Hot!</p> 	<div style="border: 1px solid lightblue; border-radius: 10px; padding: 5px;"> <table style="width: 100%; border-collapse: collapse;"> <tr> <td style="width: 50%;">1. new</td> <td style="width: 50%;">4. their</td> </tr> <tr> <td>2. knew</td> <td>5. they're</td> </tr> <tr> <td>3. there</td> <td></td> </tr> </table> </div>	1. new	4. their	2. knew	5. they're	3. there																			
1. new	4. their																								
2. knew	5. they're																								
3. there																									
<p>Mild</p> 	<div style="border: 1px solid lightblue; border-radius: 10px; padding: 5px;"> <table style="width: 100%; border-collapse: collapse;"> <tr> <td style="width: 50%;">1. be</td> <td style="width: 50%;">4. won</td> </tr> <tr> <td>2. bee</td> <td>5. to</td> </tr> <tr> <td>3. one</td> <td>6. too</td> </tr> </table> </div>	1. be	4. won	2. bee	5. to	3. one	6. too																		
1. be	4. won																								
2. bee	5. to																								
3. one	6. too																								
<p>Numeracy</p>	<p>In Numeracy you have been focusing on either subtraction or dividing by 6,7 and 8. Please select any work from the blog that supports your learning.</p>																								