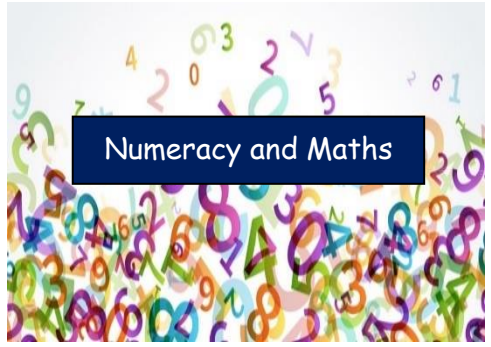


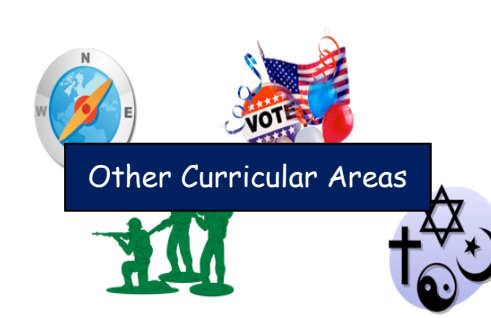



Curricular Area	Tasks
 <p data-bbox="147 400 495 459">Numeracy and Maths</p>	<p data-bbox="1323 272 1458 300"><u>Numeracy</u></p> <ul data-bbox="680 312 2152 639" style="list-style-type: none"> • Starter- Complete the maths 5-a-day mixed examples grid. You can choose from: Gold- https://corbettmathsprimary.com/wp-content/uploads/2018/06/gold-june-9.pdf Platinum- https://corbettmathsprimary.com/wp-content/uploads/2018/06/platinum-june-9.pdf Or both. • Activity- Complete the mixed problem solving worksheet. Please include all of your working and diagrams where necessary. • Activity- Complete the Word Problems worksheet. Have a go at as many questions as you can. • Game- Play some numeracy games of your choice to improve your mental maths skills. Use any of the websites we have used so far e.g. Sumdog, Education City, Manga High.
 <p data-bbox="147 687 495 746">Literacy and English</p>	<p data-bbox="1245 647 1536 675"><u>Novel Study- Wonder</u></p> <p data-bbox="1021 683 1760 751">Complete up to three different activities from Task Map 8. Remember that all tasks relate to the pages we have sent you.</p>
 <p data-bbox="147 783 495 842">Spelling</p>	<p data-bbox="1223 759 1559 786"><u>Chilli Challenge Spelling</u></p> <p data-bbox="1144 794 1637 821">Rule: Maths and Science Vocabulary</p> <p data-bbox="958 829 1821 857">Activity: Choose an activity from the P7 Active Spelling Strategies sheet.</p>
 <p data-bbox="147 1023 495 1082">Other Curricular Areas</p>	<p data-bbox="1301 871 1480 898"><u>Time Capsule</u></p> <p data-bbox="622 906 2157 933">Why not create your very own time capsule to remember this unique moment in history. There are lots of things you can include:</p> <ul data-bbox="1155 946 1776 1090" style="list-style-type: none"> • A letter to whoever opens your capsule. • A newspaper article from this time. <ul data-bbox="1267 1026 1559 1053" style="list-style-type: none"> • Drawings or photos. • Any special memories e.g. Clap for Carers, Rainbows etc. <p data-bbox="667 1098 2152 1198">You can also include any other ideas you may have. Once you have gathered everything together, you can place them safely in a shoebox or something similar. You can then decide where you are going to keep your time capsule. This will be an interesting memory to look back on in years to come!</p>
 <p data-bbox="147 1310 495 1369">Health and Wellbeing</p>	<p data-bbox="1245 1206 1536 1233"><u>Photography Challenge</u></p> <p data-bbox="936 1241 1843 1268">Capture an image each day this week which relates to the following themes:</p> <ul data-bbox="1211 1276 1570 1452" style="list-style-type: none"> Monday- Music Tuesday- Nature Wednesday- Favourite Colour Thursday- Sky Friday- Patterns