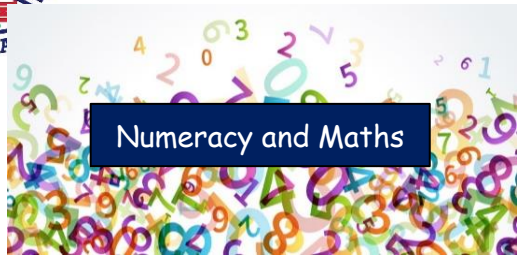


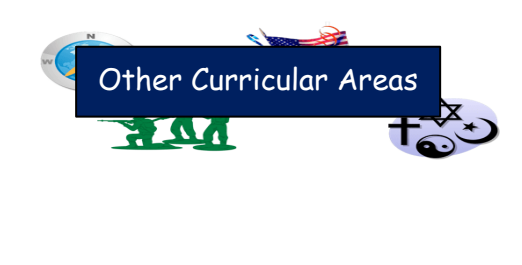





Curricular Area	Tasks
 <p data-bbox="215 360 555 424">Numeracy and Maths</p>	<p data-bbox="1308 256 1458 288"><u>Numeracy</u></p> <ul data-bbox="936 300 1832 331" style="list-style-type: none"> • Game – Tug of War - https://flashmaths.co.uk/viewFlash.php?id=38 <p data-bbox="689 360 2078 392">Go on Flash Maths, choose the “Games” tab, select the game. Play this a few times to warm up your brain.</p> <ul data-bbox="920 424 1877 528" style="list-style-type: none"> • Activity – Complete the pages on speed, distance and time (part 2). • Activity – Challenge yourself with questions on the mixed problems grid.
 <p data-bbox="215 655 555 719">Literacy and English</p>	<p data-bbox="1211 557 1552 588"><u>Novel Study – Wonder</u></p> <p data-bbox="1032 596 1733 628">Today we are continuing our Novel Study – “Wonder”</p> <p data-bbox="1122 652 1644 684">Read the attached pages from the novel.</p> <p data-bbox="801 708 1964 740">Complete up to three activities from the task map linked to the forth section of the book.</p> <p data-bbox="1003 764 1765 796">You can do this on a computer, or on paper, it’s up to you.</p>
 <p data-bbox="304 847 483 911">Spelling</p>	<p data-bbox="1200 820 1563 852"><u>Chilli Challenge Spelling</u></p> <p data-bbox="1200 868 1563 900">Rule: Unstressed Vowels</p> <p data-bbox="913 908 1854 940">Activity: Choose an activity from the P7 Active Spelling Strategies sheet.</p>
 <p data-bbox="215 999 555 1062">Other Curricular Areas</p>	<p data-bbox="1211 948 1653 979"><u>Technology-Design a Package</u></p> <p data-bbox="763 995 2101 1139">Have a look are different boxes around the house, e.g. game boxes, toy boxes etc. Your job is to design a new box for one of your games or toys. Have a think about the different 3D shape nets and choose one that would suit your toy. Try to think outside the box and be as creative as you can!</p> <p data-bbox="792 1155 2069 1219">Your box should include: a company logo, a product name, age recommendations ,warning/ safety notice /symbol and a barcode.</p>
 <p data-bbox="215 1286 555 1350">Health and Wellbeing</p>	<p data-bbox="1294 1243 1473 1275"><u>Lunch Break</u></p> <p data-bbox="667 1283 2101 1347">Visit Jamie Oliver’s website https://www.jamieoliver.com/features/category/get-kids-cooking/ and have a look for an easy recipe that you can make for lunch with or for someone at home. Enjoy!</p>