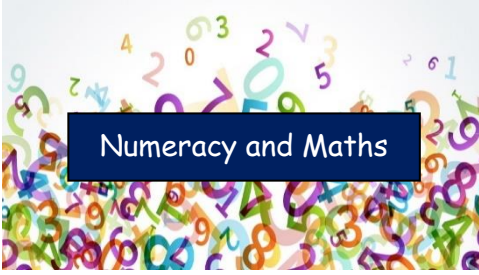






| Curricular Area | Tasks |
|---|--|
|  <p data-bbox="224 395 568 464">Numeracy and Maths</p> | <p data-bbox="1294 264 1447 296"><u>Numeracy</u></p> <ul data-bbox="846 325 1899 421" style="list-style-type: none"> • Activity – Complete all four problems on the Daily Rigour. • Game – Speedy Maths Arithmetic - https://flashmaths.co.uk/viewFlash.php?id=0 <p data-bbox="663 453 2078 523">Go on Flash Maths, choose the “Starters” tab, select the game. Play this a few time and challenge yourself by changing difficulty level. How many did you manage the first time? Can you beat your own score?</p> <ul data-bbox="976 571 1771 608" style="list-style-type: none"> • Activity – Complete the textbook page-Topic in a Nutshell |
|  <p data-bbox="224 746 568 794">Literacy and English</p> | <p data-bbox="1294 655 1447 687"><u>Grammar</u></p> <p data-bbox="1249 695 1491 727">Rule: Adjectives</p> <p data-bbox="792 735 1951 847">Activity: Complete the questions all about adjectives. Remember to use the information at the top of the page and each section to help you. You can write straight onto the page on Seesaw or write it out on paper, it’s your choice.</p> |
|  <p data-bbox="282 927 506 975">Spelling</p> | <p data-bbox="1189 903 1552 935"><u>Chilli Challenge Spelling</u></p> <p data-bbox="1189 943 1552 975">Rule: Unstressed Vowels</p> <p data-bbox="904 983 1839 1015">Activity: Choose an activity from the P7 Active Spelling Strategies sheet.</p> |
|  <p data-bbox="215 1086 568 1134">Other Curricular Areas</p> | <p data-bbox="1234 1023 1507 1054"><u>RME – Key Figures</u></p> <p data-bbox="703 1062 2040 1214">This is a continuation from last week’s Key Figures Project. Today please focus on “Their impact on the world” and “Justification for choosing this person” for your chosen key figure. Looking forward to seeing your finished projects on Seesaw today.</p> |
|  <p data-bbox="224 1262 568 1310">Health and Wellbeing</p> | <p data-bbox="1283 1222 1458 1254"><u>Lunch Break</u></p> <p data-bbox="689 1262 2056 1326">Visit Jamie Oliver’s website https://www.jamieoliver.com/features/category/get-kids-cooking/ and have a look for an easy recipe that you can make for lunch with or for someone at home. Enjoy!</p> |