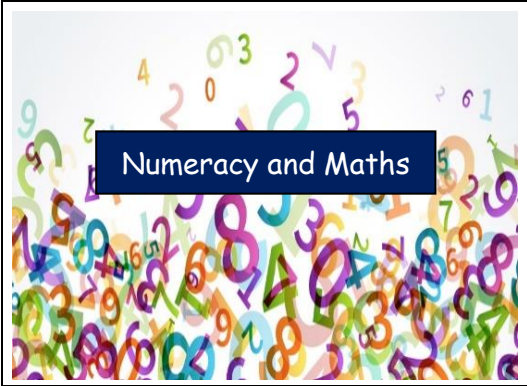
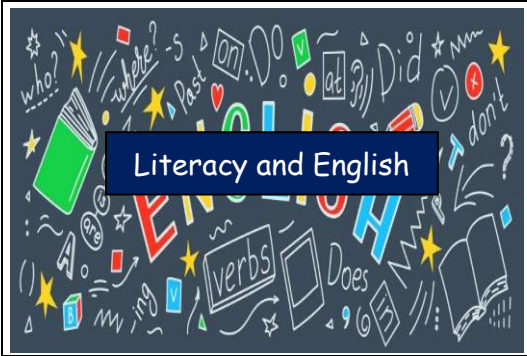





Curricular Area	Tasks
 <p data-bbox="219 379 555 434">Numeracy and Maths</p>	<p data-bbox="1308 252 1460 284"><u>Numeracy</u></p> <ul data-bbox="725 296 2069 603" style="list-style-type: none"> • Game – Starter Generator – https://mathsbot.com/starter. Choose Starter and Drills and then choose Starter Generator. Click on a topic and choose Converting Units: Time and click create starter. Make a 4x4 grid and try to answer all the questions in 5 minutes. Play 3 rounds and see if you can complete them all in less than 5 minutes. You can change the difficulty level and time allocation to challenge yourself. • Activity – Complete the textbook pages (Exercise 3) – minutes, seconds and decimals. • Game – Go on to Education City and choose some of the following time games to play – “Analogue and Digital Clock, Time Differences, Sitig and the Bus, Time Drifts By.
 <p data-bbox="241 778 533 817">Literacy and English</p>	<p data-bbox="1223 641 1545 673"><u>Novel Study- Wonder</u></p> <p data-bbox="1030 679 1738 711">Today we are continuing our Novel Study – “Wonder”</p> <p data-bbox="1120 759 1648 791">Read the attached pages from the novel.</p> <p data-bbox="810 839 1957 871">Complete up to three activities from the task map linked to the third section of the book.</p> <p data-bbox="999 919 1765 951">You can do this on a computer, or on paper, it's up to you.</p>
 <p data-bbox="331 1034 452 1072">Spelling</p>	<p data-bbox="1200 999 1563 1031"><u>Chilli Challenge Spelling</u></p> <p data-bbox="1272 1037 1491 1069">Rule: er, or, ar</p> <p data-bbox="864 1075 1904 1107">Activity: Choose a different activity from the P7 Active Spelling Strategies sheet.</p>
 <p data-bbox="219 1216 555 1248">Other Curricular Areas</p>	<p data-bbox="1357 1142 1415 1174"><u>P.E</u></p> <p data-bbox="775 1181 2092 1292">Activity – Come Dine with Me Make a starter, main course and dessert for your family and write the recipes that you used. You may want to share photos on Seesaw. Extra – You can also practice your Dance Mat Typing or go on to Scratch.</p>
 <p data-bbox="241 1417 533 1449">Health and Wellbeing</p>	<p data-bbox="1312 1369 1451 1401"><u>Art Break</u></p> <p data-bbox="676 1407 2092 1471">Visit Steve Harpster's YouTube channel - https://www.youtube.com/user/tqif38 (or type 'Draw with Steve Harpster' into YouTube). Follow a drawing tutorial.</p>

