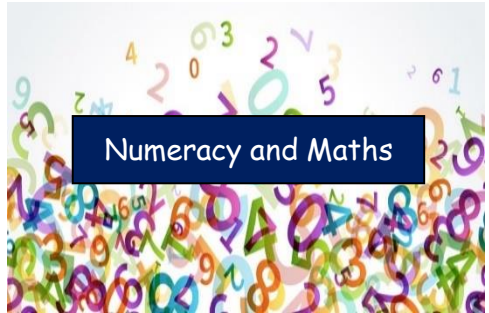






Curricular Area	Tasks
 <p data-bbox="145 395 495 464">Numeracy and Maths</p>	<p data-bbox="1317 260 1464 292"><u>Numeracy</u></p> <ul data-bbox="750 300 2033 587" style="list-style-type: none"> • Starter- Complete the maths 5-a-day mixed examples grid. You can choose from: Gold- https://corbettmathsprimary.com/wp-content/uploads/2018/06/gold-june-9.pdf Platinum- https://corbettmathsprimary.com/wp-content/uploads/2018/06/platinum-june-9.pdf Or both. • Activity - complete the mixed problem solving worksheet. Please include all of your working and diagrams where necessary. • Activity - complete the Word Problems worksheet. Have a go at as many questions as you can. • Game - play some numeracy games of your choice to improve your mental maths skills.
 <p data-bbox="145 635 495 683">Literacy and English</p>	<p data-bbox="1238 600 1543 632"><u>Novel Study- Wonder</u></p> <p data-bbox="969 635 1812 703">Complete up to three different activities from Task Map 8. Remember that all tasks relate to the pages we have sent you.</p>
 <p data-bbox="208 735 427 810">Spelling</p>	<p data-bbox="1218 711 1563 743"><u>Chilli Challenge Spelling</u></p> <p data-bbox="1137 746 1644 778">Rule: Maths and Science Vocabulary</p> <p data-bbox="902 782 1879 813">Activity: Choose an activity from the P7 Active Spelling Strategies sheet.</p>
 <p data-bbox="145 975 495 1023">Other Curricular Areas</p>	<p data-bbox="1196 823 1585 855"><u>Time Capsule or Scrapbook</u></p> <p data-bbox="636 858 2150 927">Why not create your very own time capsule or scrapbook to remember this moment in history. There are lots of things you can include:</p> <ul data-bbox="1099 930 1682 1042" style="list-style-type: none"> • A letter to whoever opens your capsule. • A newspaper article from this time. • Drawings or photos. <p data-bbox="1005 1045 1823 1077">• Any special memories e.g. Clap for Carers, Rainbows etc.</p> <p data-bbox="694 1080 2141 1182">You can also include any other ideas you may have. Once you have gathered everything together, you can place them safely in a shoebox or scrapbook. You can then decide where you are going to keep your time capsule or scrapbook. This will be an interesting memory to look back on in years to come!</p>
 <p data-bbox="145 1294 495 1342">Health and Wellbeing</p>	<p data-bbox="1223 1190 1559 1222"><u>Photography Challenge</u></p> <p data-bbox="875 1225 1906 1257">Capture an image each day this week which relates to the following themes:</p> <ul data-bbox="1189 1260 1592 1430" style="list-style-type: none"> Monday- Music Tuesday- Nature Wednesday- Favourite Colour Thursday- Sky Friday- Patterns