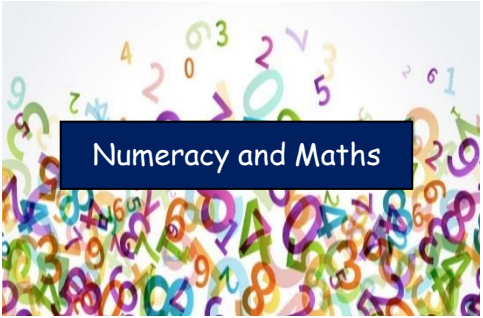






Curricular Area	Tasks
 <p data-bbox="145 399 492 470"><b>Numeracy and Maths</b></p>	<p data-bbox="1310 263 1456 295"><u>Numeracy</u></p> <ul data-bbox="616 319 2161 598" style="list-style-type: none"> <li>• Activity – complete all four problems on the Daily Rigour.</li> <li>• Game – <a href="https://www.topmarks.co.uk/">https://www.topmarks.co.uk/</a> - Go to problem solving and the play the game ‘Power Lines’. Place the numbers in the correct circle so that each line adds up to the total. Each level increases the difficulty. Complete level 1 and 2.</li> <li>• Activity – complete the problem solving worksheet. Please include all of your working for each question and diagrams where necessary.</li> <li>• Challenge – create your own problem solving question which relates to a recent news story. Ask your family to solve it.</li> </ul>
 <p data-bbox="145 678 492 742"><b>Literacy and English</b></p>	<p data-bbox="1232 609 1534 646"><u>Novel Study- Wonder</u></p> <p data-bbox="963 646 1803 718">Complete <b>up to three</b> different activities from Task Map 8. Remember that all tasks relate to the pages we have sent you.</p>
 <p data-bbox="145 821 492 885"><b>Spelling</b></p>	<p data-bbox="1209 798 1556 837"><u>Chilli Challenge Spelling</u></p> <p data-bbox="1131 837 1635 869"><b>Rule: Maths and Science Vocabulary</b></p> <p data-bbox="896 869 1870 901">Activity: Choose an activity from the P7 Active Spelling Strategies sheet.</p>
 <p data-bbox="145 981 492 1045"><b>Other Curricular Areas</b></p>	<p data-bbox="1276 909 1489 949"><u>Thinking Cards</u></p> <p data-bbox="616 949 2161 1053">Get an older sibling or an adult to ask you the questions from the thinking cards. Once you have discussed 2 or 3 of the cards, swap roles and this time you are in charge of asking the questions. Make sure you are doing the following things in both of your roles.</p> <ul data-bbox="918 1053 1859 1197" style="list-style-type: none"> <li>• Make eye contact with the person you are talking and listening to             <ul data-bbox="1008 1093 1769 1165" style="list-style-type: none"> <li>• Listen carefully and have a think about your answer</li> <li>• Speak in a loud and clear voice</li> </ul> </li> <li>• Remember to only talk when it is your turn.</li> </ul>
 <p data-bbox="145 1308 492 1372"><b>Health and Wellbeing</b></p>	<p data-bbox="1232 1204 1534 1244"><u>Photography Challenge</u></p> <p data-bbox="862 1244 1904 1276">Capture an image each day this week which relates to the following themes:</p> <ul data-bbox="1176 1276 1590 1444" style="list-style-type: none"> <li>Monday- Music</li> <li>Tuesday- Nature</li> <li>Wednesday- Favourite Colour</li> <li>Thursday- Sky</li> <li>Friday- Patterns</li> </ul>