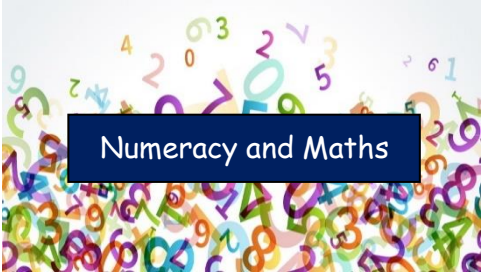






Curricular Area	Tasks
 <p data-bbox="224 395 568 459"><b>Numeracy and Maths</b></p>	<p data-bbox="1301 264 1442 292"><b><u>Numeracy</u></b></p> <ul data-bbox="846 323 1899 416" style="list-style-type: none"> <li>• Activity – Complete all four problems on the Daily Rigour.</li> <li>• Game – Speedy Maths Arithmetic - <a href="https://flashmaths.co.uk/viewFlash.php?id=0">https://flashmaths.co.uk/viewFlash.php?id=0</a></li> </ul> <p data-bbox="667 448 2078 520">Go on Flash Maths, choose the “Starters” tab, select the game. Play this a few time and challenge yourself by changing difficulty level. How many did you manage the first time? Can you beat your own score?</p> <ul data-bbox="976 568 1771 595" style="list-style-type: none"> <li>• Activity – Complete the textbook page-Topic in a Nutshell</li> </ul>
 <p data-bbox="224 746 568 794"><b>Literacy and English</b></p>	<p data-bbox="1301 647 1442 675"><b><u>Grammar</u></b></p> <p data-bbox="1263 691 1480 718"><b>Rule: Adjectives</b></p> <p data-bbox="797 727 1944 839">Activity: Complete the questions all about adjectives. Remember to use the information at the top of the page and each section to help you. You can write straight onto the page on Seesaw or write it out on paper, it’s your choice.</p>
 <p data-bbox="282 927 506 975"><b>Spelling</b></p>	<p data-bbox="1211 895 1532 922"><b><u>Chilli Challenge Spelling</u></b></p> <p data-bbox="1211 938 1532 965"><b>Rule: Unstressed Vowels</b></p> <p data-bbox="909 975 1839 1002">Activity: Choose an activity from the P7 Active Spelling Strategies sheet.</p>
 <p data-bbox="215 1086 568 1134"><b>Other Curricular Areas</b></p>	<p data-bbox="1245 1015 1498 1042"><b><u>RME – Key Figures</u></b></p> <p data-bbox="707 1054 2040 1206">This is a continuation from last week’s Key Figures Project. Today please focus on “Their impact on the world” and “Justification for choosing this person” for your chosen key figure. We are looking forward to seeing your finished projects on Seesaw today.</p>
 <p data-bbox="237 1254 546 1302"><b>Health and Wellbeing</b></p>	<p data-bbox="1290 1214 1453 1241"><b><u>Lunch Break</u></b></p> <p data-bbox="674 1246 2074 1318">Visit Jamie Oliver’s website <a href="https://www.jamieoliver.com/features/category/get-kids-cooking/">https://www.jamieoliver.com/features/category/get-kids-cooking/</a> and have a look for an easy recipe that you can make for lunch with or for someone at home. Enjoy!</p>