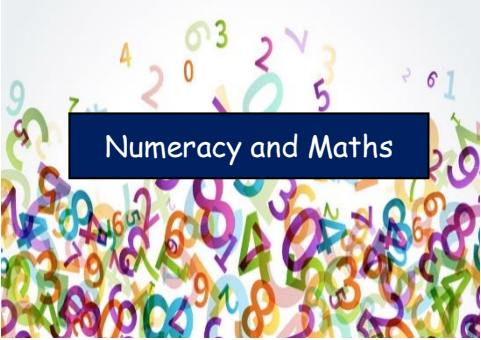

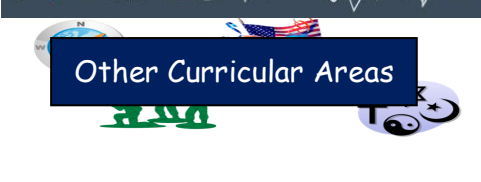



Curricular Area	Tasks
 <p data-bbox="224 399 571 462">Numeracy and Maths</p>	<p data-bbox="1227 279 1518 311"><u>Mental Maths Starter</u></p> <p data-bbox="1093 316 1646 347">Go onto https://mathsbot.com/starters/doNow</p> <p data-bbox="840 352 1904 384">Click new sheet and have another go, you can click on 'show answers' to mark your work.</p> <p data-bbox="1303 427 1438 459"><u>Numeracy</u></p> <p data-bbox="660 464 2083 528">Activity - Textbook pages – Fractions, choose mild, hot or extra hot or do all 3. Complete calculations in your jotter and show your working.</p> <p data-bbox="1332 571 1415 603"><u>Game</u></p> <p data-bbox="667 608 2076 703">Fraction Spider - https://flashmaths.co.uk/viewFlash.php?id=47. Choose integer answers only. Make a 3x3 grid and try to answer all the questions, choose one to start and complete the rest. Play 3 rounds and time yourself and see if you can beat your time.</p>
 <p data-bbox="224 885 571 949">Literacy and English</p>	<p data-bbox="1326 753 1415 785"><u>French</u></p> <p data-bbox="660 790 2083 885">Activity – watch the 2 videos on BBC Bitesize and choose 2 tasks from the list to complete in a jotter, on paper or using the notepad feature on Seesaw. If you get stuck and can't remember the vocabulary there is a PowerPoint attached to help you, or you can use Google too.</p> <p data-bbox="1317 896 1424 928"><u>Writing</u></p> <p data-bbox="667 933 2076 1029">Activity – watch some fairytale stories in French using the Youtube channel shown on the daily plan. The audio is in French but they all have English subtitles to help you understand (you might need to change the settings). Choose ONE story and write it in English in your own words or make a mini storybook.</p>
 <p data-bbox="224 1125 571 1189">Other Curricular Areas</p>	<p data-bbox="1332 1080 1406 1112"><u>STEM</u></p> <p data-bbox="1191 1117 1547 1149"><u>Egg Parachute Experiment</u></p> <p data-bbox="660 1153 2083 1249">Make a parachute to cushion an egg from a big drop using familiar household items such as a bin bag and string. The task sheet says to drop the egg from two-stories up, but if you can't drop it from that height you can very carefully stand on a chair and drop it from there instead. You can use a real egg, chocolate egg or a plastic egg.</p>
 <p data-bbox="224 1340 571 1404">Health and Wellbeing</p>	<p data-bbox="1288 1300 1451 1332"><u>Brain Break</u></p> <p data-bbox="810 1337 1926 1401">From 9-9.30am Joe Wicks will be doing a live P.E. lesson on his Youtube channel. You don't have to do it at that time, but if you need a brain break at any point give this a go.</p>