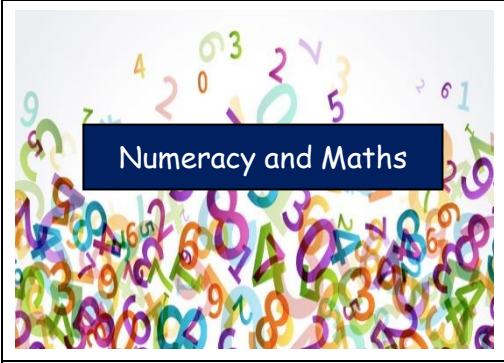
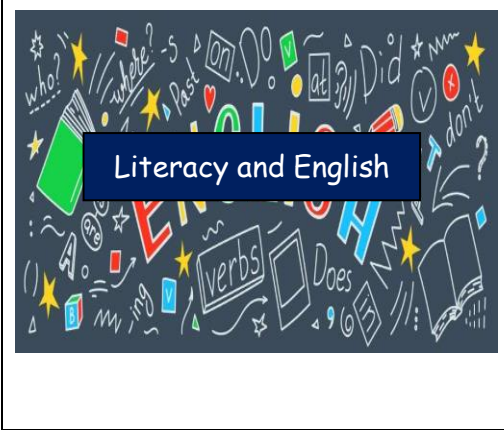




Curricular Area	Tasks
 <p data-bbox="224 395 560 459"><b>Numeracy and Maths</b></p>	<p data-bbox="1227 272 1518 304"><b><u>Mental Maths Starter</u></b></p> <ul data-bbox="689 316 2063 432" style="list-style-type: none"> <li>Game – Fraction Spider - <a href="https://flashmaths.co.uk/viewFlash.php?id=47">https://flashmaths.co.uk/viewFlash.php?id=47</a>. Choose integer answers only. Make a 3x3 grid and try to answer all the questions, choose one to start and complete the rest. Play 3 rounds and time yourself and see if you can beat your time.</li> </ul> <p data-bbox="1301 464 1442 496"><b><u>Numeracy</u></b></p> <p data-bbox="696 507 2047 539">Activity - textbook pages - mixed problems. Complete calculations in your jotter and show your working.</p> <ul data-bbox="875 587 1868 619" style="list-style-type: none"> <li>Play some Numeracy games of your choice on Sumdog or Education City.</li> </ul>
 <p data-bbox="224 778 537 842"><b>Literacy and English</b></p>	<p data-bbox="1173 639 1570 671"><b><u>Punctuation and Handwriting</u></b></p> <p data-bbox="663 683 2085 783">Please complete the Punctuation Sentences or Punctuation Paragraphs task to do in your jotter. Use this as a handwriting exercise too, you may use a ball point pen in preparation for high school. (You can do both of the activities if you desire)</p> <p data-bbox="1227 836 1514 868"><b><u>Talking and Listening</u></b></p> <p data-bbox="976 879 1771 911">Watch this video clip about what makes a good presentation:</p> <p data-bbox="797 916 1951 948"><a href="https://www.curriculumbits.com/prodimages/details/english/plan-rehearse-deliver.html">https://www.curriculumbits.com/prodimages/details/english/plan-rehearse-deliver.html</a></p> <p data-bbox="663 959 2085 1059">Use this to create a solo talk about a book you have read recently, almost like a verbal book review. Practice performing it in front of the mirror or a family member. I am looking forward to seeing and hearing these next Tuesday (31<sup>st</sup> of March) through Seesaw.</p>
 <p data-bbox="224 1129 548 1193"><b>Other Curricular Areas</b></p>	<p data-bbox="1335 1075 1413 1107"><b><u>STEM</u></b></p> <p data-bbox="1025 1114 1715 1145">Choose one activity from the STEM grid to complete.</p> <p data-bbox="763 1155 1980 1187">Remember to take some photographs so that you can share your learning with us on Seesaw.</p>
 <p data-bbox="224 1278 537 1342"><b>Health and Wellbeing</b></p>	<p data-bbox="1294 1235 1451 1267"><b><u>Brain Break</u></b></p> <p data-bbox="775 1273 1973 1342">From 9-9.30am Joe Wicks will be doing a live P.E. lesson on his Youtube channel. You don't have to do it at that time, but if you need a brain break at any point give this a go.</p>