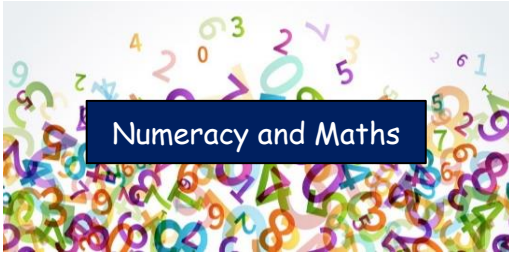


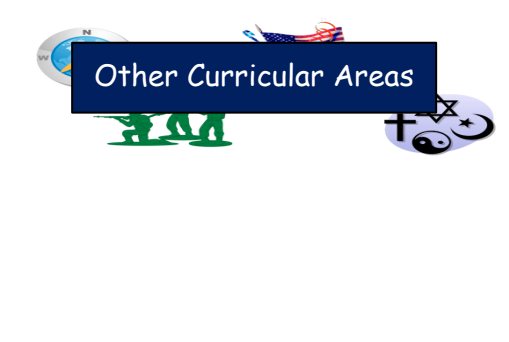



Curricular Area	Tasks
 <p data-bbox="215 360 555 421">Numeracy and Maths</p>	<p data-bbox="1308 258 1458 288"><b><u>Numeracy</u></b></p> <ul data-bbox="936 300 1832 331" style="list-style-type: none"> <li>• Game – Tug of War - <a href="https://flashmaths.co.uk/viewFlash.php?id=38">https://flashmaths.co.uk/viewFlash.php?id=38</a></li> </ul> <p data-bbox="689 360 2078 392">Go on Flash Maths, choose the “Games” tab, select the game. Play this a few times to warm up your brain.</p> <ul data-bbox="922 427 1877 528" style="list-style-type: none"> <li>• Activity – Complete the pages on speed, distance and time (part 2).</li> <li>• Activity – Challenge yourself with questions on the mixed problems grid.</li> </ul>
 <p data-bbox="215 660 555 721">Literacy and English</p>	<p data-bbox="1214 558 1550 588"><b><u>Novel Study – Wonder</u></b></p> <p data-bbox="1030 600 1733 632">Today we are continuing our Novel Study – “Wonder”</p> <p data-bbox="1120 651 1644 683">Read the attached pages from the novel.</p> <p data-bbox="792 708 1971 740">Complete <b>atleast</b> three activities from the task map linked to the forth section of the book.</p> <p data-bbox="999 762 1765 794">You can do this on a computer, or on paper, it’s up to you.</p>
 <p data-bbox="304 847 488 908">Spelling</p>	<p data-bbox="1200 821 1563 852"><b><u>Chilli Challenge Spelling</u></b></p> <p data-bbox="1200 863 1563 893"><b>Rule: Unstressed Vowels</b></p> <p data-bbox="913 906 1850 938">Activity: Choose an activity from the P7 Active Spelling Strategies sheet.</p>
 <p data-bbox="215 1007 555 1067">Other Curricular Areas</p>	<p data-bbox="1200 952 1662 983"><b><u>Technology - Design a Package</u></b></p> <p data-bbox="909 992 1953 1024">Have a look at different boxes around the house, e.g. game boxes, toy boxes etc.</p> <p data-bbox="784 1031 2083 1142">Your job is to design a new box for one of your games or toys. Have a think about the different 3D shape nets and choose one that would suit your game or toy. Try to think outside the box and be as creative as you can!</p> <p data-bbox="792 1149 2074 1222">Your box should include: a company logo, a product name, age recommendations, warning/ safety notice /symbol and a barcode.</p> <p data-bbox="766 1228 2096 1302">Please make sure you measure your game/ toy so that it will fit inside the box. If your game/toy is too big or too small, you can scale the box up or down.</p>
 <p data-bbox="215 1362 555 1423">Health and Wellbeing</p>	<p data-bbox="1294 1308 1469 1339"><b><u>Lunch Break</u></b></p> <p data-bbox="672 1345 2096 1418">Visit Jamie Oliver’s website <a href="https://www.jamieoliver.com/features/category/get-kids-cooking/">https://www.jamieoliver.com/features/category/get-kids-cooking/</a> and have a look for an easy recipe that you can make for lunch with or for someone at home. Enjoy!</p>