

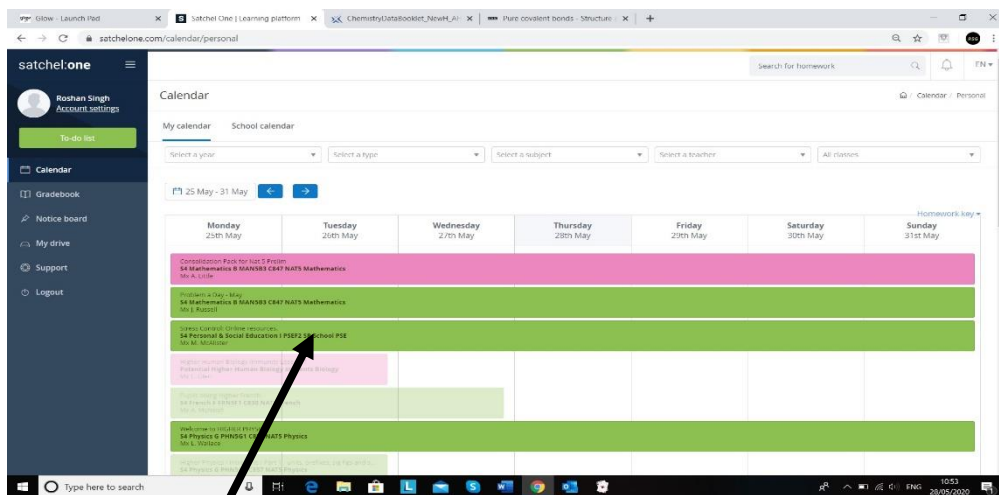
## Submitting work in Show My Homework or Satchel One

There are 2 ways of accessing Show My Homework:

1. Through glow on a laptop or home computer.
2. Through the SMHW or Satchel One APP on a mobile phone.

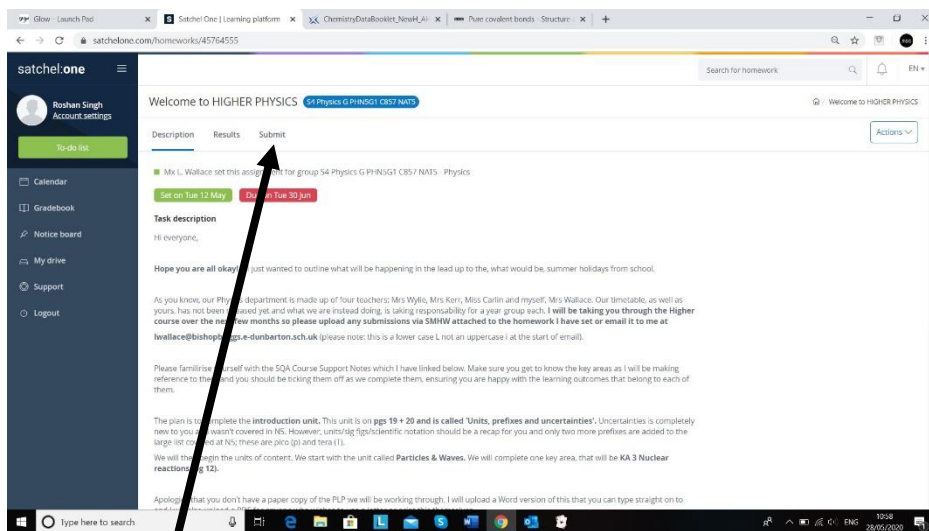
### 1. Through glow on a laptop or home computer.

After logging in – click on ‘calendar’ – a screen like the one below should appear.



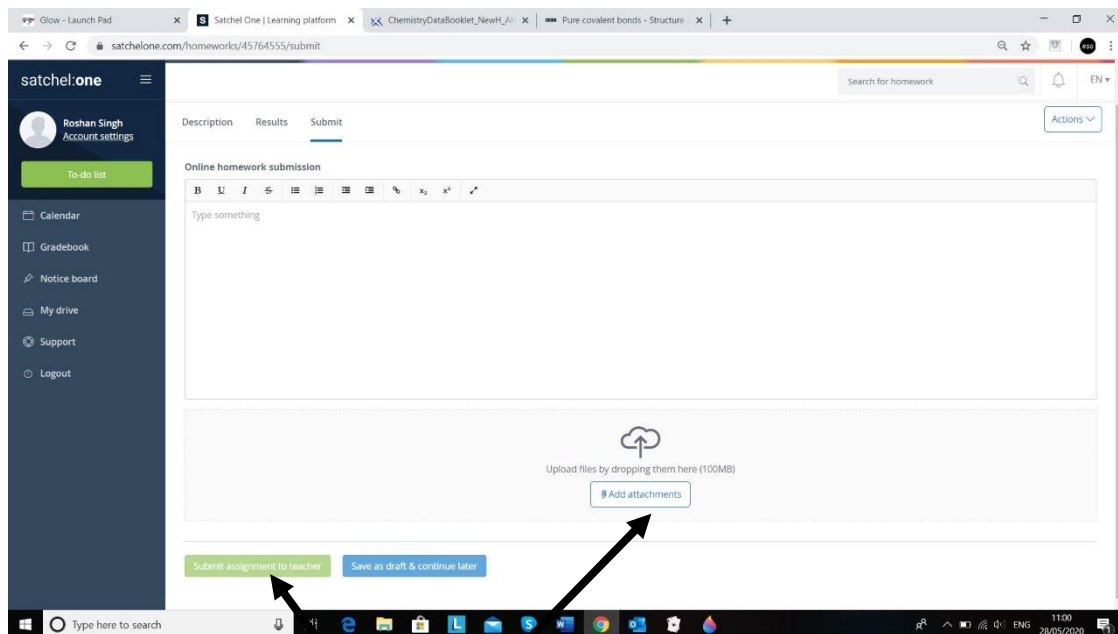
Click on the homework you want to submit work for.

A screen like the one below should appear.



Click on the **Submit** tab.

A screen like the one below should appear.



You can now use the **Add attachment** tab to add your picture/word file/excel file or any other document you have saved on your computer.

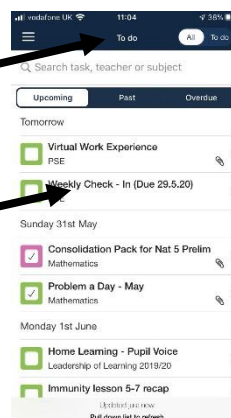
Finally – use the **Submit assignment to teacher** tab to submit your work.

## 2. Through the SMHW or Satchel One APP on a mobile phone.

Open the Satchel One (or SMHW) APP.

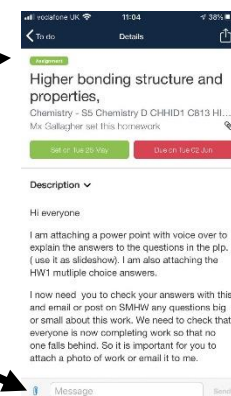
Go to your 'To do' list.

Select the homework you want to submit work for.



A screen like the one shown should appear.

Use the paperclip icon  to submit your work.



**YOUR PHONE IS PROBABLY NOT THE BEST WAY TO SUBMIT WORK OTHER THAN PICTURES YOU HAVE TAKEN. IF THE SUBMISSION REQUIRES A WORD OR EXCEL OR POWERPOINT FILE THEN WE WOULD ADVISE THAT YOU USE YOUR LAPTOP OR HOME COMPUTER.**