



NUMERACY & MATHEMATICS

Eastwood Cluster: Building strong transitions.

A guide for Parents and Carers to support Learning at home

EARLY LEVEL

The Aim of this booklet

This document makes clear the correct use of language and agreed methodology for delivering Curriculum for Excellence – Numeracy and Mathematics experiences and outcomes across the Eastwood Cluster of Establishments.

The Eastwood Cluster consists of:

Eastwood High School
Neilston Primary School
Mearns Primary School
Crookfur Primary School
Uplawmoor Primary School
Isabel Mair School
Madras Family Centre
Isabel Mair Family Centre

The aim of this booklet is to enable you to support your child's learning at home and ensure continuity and progression for pupils which will impact on attainment.

This booklet outlines the skills pupils will develop in Numeracy and Mathematics within Early Level.


We hope you will find this booklet useful in helping you to support your child in their learning.

Estimating and Rounding

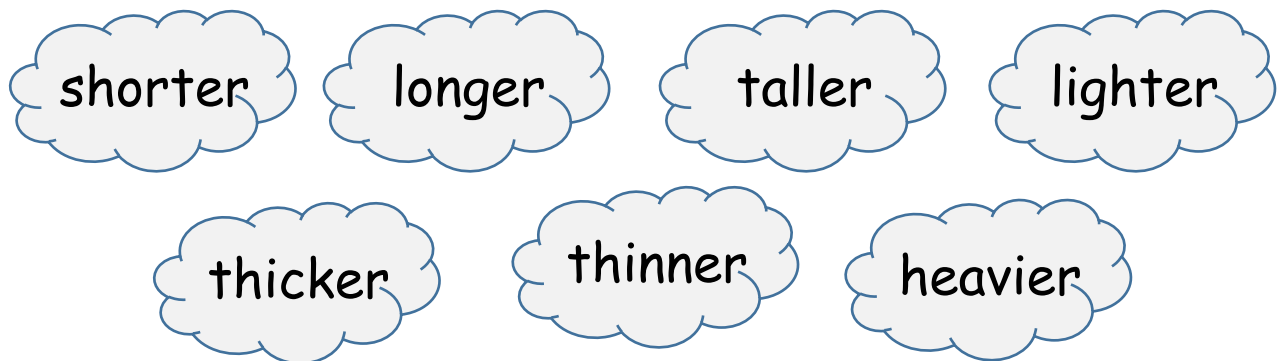
I am developing a sense of size and amount by observing, exploring, using and communicating with others about things in the world around me.

Correct Use of Language

Pupils should be familiar with:



Comparative terms:



Comparative terms:



Number and Number Processes

I have explored numbers, understanding that they represent quantities, and I can use them to count, create sequences and describe order.

Term/Definition	Methodology
<p>0</p> <p>Example 0, 1, 2, 3,...</p>	<p>Make the link clear between “nothing” and zero.</p>

Correct Use of Language

Say **zero**, one, two, three.

DO NOT USE “nothing” to refer to the digit.

Use “nothing” when using practical examples and concrete materials e.g. 2 cups take away 2 cups leaves nothing.

Number and Number Processes

Use practical materials and can ‘count on and back’ to help me to understand addition and subtraction, recording my ideas and solutions in different ways.

Term/Definition	Methodology
<p>Add 1 Subtract 2</p> <p>Example</p> $2 + 3 = 5$ $3 + 2 = 5$ $5 - 2 = 3$ $5 - 3 = 2$	<p>When one addition fact is known, it is important to elicit the other three facts in terms of addition and subtraction.</p> <p>This is the start of thinking about equations, as $4 + 5 = 9$ is a statement of equality between 2 expressions.</p> <p>Please refer to Algebra Appendix</p>

Correct Use of Language

Pupils should be familiar with the various words for operations:

Add – Total, find the sum of, plus,

Subtract – Take away moving towards subtract, minus, difference between
A wall display should be built up

Use “maths” instead of “sums”, as sum refers to addition. Use “show your working” or “written calculation” rather than “write out the sum”.

Try to use the word “calculate”.

Avoid the use of “and” when meaning addition. (e.g. **NOT** “2 and 3”)

Fractions, Decimal Fractions and Percentages

I can share out a group of items by making smaller groups and can split a whole object into smaller parts

Term/Definition	Methodology
$\frac{1}{2}$ a cake	Lots of practical working cutting things in half, drawing lines to divide things in two. Set fractions out properly. Use $\frac{1}{2}$ rather than $\frac{1}{2}$ or 1/2.

Correct Use of Language

Talk about 1 whole item divided into 2 equal parts e.g. One whole cake divided into 2 equal parts.

Use the following terms: share and divide.

Be careful when using a half or one half. Say one half or say I have a half of....

Money

I am developing my awareness of how money is used and can recognise and use a range of coins

Term/Definition	Methodology
1p	Highlight that 5p = 5 pence etc... Pupils should be aware that one coin can have different values. Show me...5p, 10p. Give children different coins and then ask them to make different amounts

Correct Use of Language

Say one pence or one p.

With coins refer to a fifty pence piece.

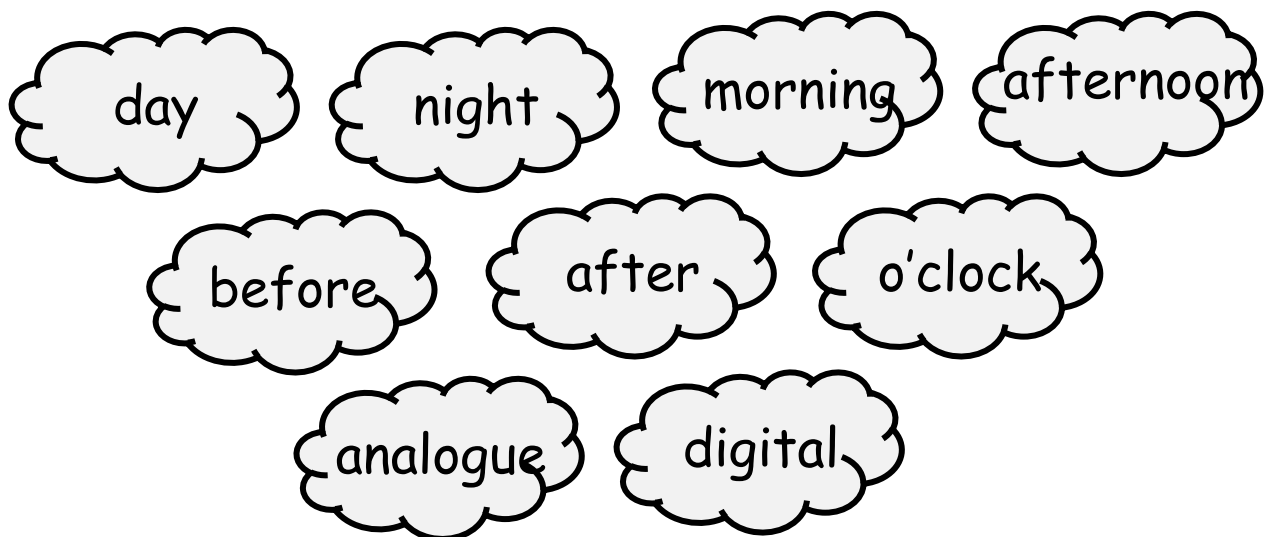
Time

I am aware of how routines and events in my world link with times and seasons, and have explored ways to record and display these using clocks, calendars and other methods

Correct Use of Language

Pupils should be familiar with:

day; night; morning; afternoon; before; after; o'clock; analogue; digital.



Data Analysis

I can collect objects and ask questions to gather information, organising and displaying my findings in different ways.

I can match objects, and sort using my own and others' criteria, sharing my ideas with others.

I can use the signs and charts around me for information, helping me plan and make choices and decisions in my daily life.

Term/Definition	Methodology
<p>Pictogram: graph using pictures to represent quantity.</p> <p>Bar chart: A way of displaying data if the data is discrete or non-numerical. There should be a gap between the bars.</p> <p>Histogram: A way of displaying grouped data. No gaps between the bars.</p> <p>Example</p> <p><i>Pictogram: The colour of pupils' eyes in a class.</i></p> <p><i>Bar chart: Pupils favourite flavour of crisps.</i></p> <p><i>Histogram: Number of press-ups pupils can manage in one minute.</i></p>	<p>When using tally marks, each piece of data should be recorded separately in order. Tallying should be done before finding a total.</p>

Correct Use of Language

Pictogram: Say pictogram or pictograph.

Bar chart: Use bar graph or bar chart not block graph.

Appendix 1 – Common Methodology for Algebra

Overview

Algebra is a way of thinking, i.e. a method of seeing and expressing relationships, and generalising patterns - it involves active exploration and conjecture. Algebraic thinking is not the formal manipulation of symbols.

Algebra is not simply a topic that pupils cover in Secondary school. From Primary One, pupils **lay the foundations for algebra**. This includes:

Early, First and Second Level

- Writing equations e.g. 16 add 8 equals?
- Solving equations e.g. $2 + \square = 7$
- Finding equivalent forms :
 - e.g. $24 = 20 + 4 = 30 - 6$
 - $24 = 6 \times 4 = 3 \times 2 \times 2 \times 2$
- Using inverses or reversing e.g. $4 + 7 = 11 \rightarrow 11 - 7 = 4$
- Identifying number patterns

Early/First Level - Language

$4 + 5 = 9$ is the start of thinking about equations, as it is a statement of equality between two expressions.

Move from “makes” towards “equals” when concrete material is no longer necessary. Pupils should become familiar with the different vocabulary for addition and subtraction as it is encountered.

This document is also available, on request, in braille, large print or recorded on to tape, and can be translated into Chinese, Punjabi, Urdu, Gaelic and Polish.

Ma tha sibh airson fiosrachadh fhaighinn ann an cànan sam bith eile, cuiribh brath thugainnaig an t-seòladh a leanas.

اگر آپ یہ معلومات کسی اور زبان میں چاہتے ہیں تو براہ کرم میری نیچے دیے گئے پتے پر ہم سے رابطہ کریں۔

閣下如需要這份資料的其他語言版本，請透過以下的地址與我們聯絡。

ਜੇਕਰ ਤੁਹਾਨੂੰ ਇਹ ਜਾਣਕਾਰੀ ਕਿਸੇ ਹੋਰ ਭਾਸ਼ਾ ਵਿਚ
ਚਾਹੀਦੀ ਹੈ ਤਾਂ ਕਿਰਪਾ ਕਰ ਹੇਠ ਦਿੱਤੇ ਗਏ ਪਤੇ 'ਤੇ
ਸੰਪਰਕ ਕਰੋ ।

Dokument dost pny jest równie w alfabecie Braille'a, w wersji z powi kszonym drukiem lub w formie nagrania d wi kowego na kasecie. Na yczenie oferujemy tak e tłumaczenie dokumentu na wybrany j zyk.

Notes / Exemplars:

Notes / Exemplars:

Notes / Exemplars:

