



Before



If reading the class book, your child can tell you about the story in a sentence or two.

If reading a new book, ask your child what could the story be about after reading the title and looking at the picture.



During

Encourage your child to check what they are saying **makes sense, sounds right and looks right!**

Praise them if they self-correct or confirm by repeating words or phrases.

After



Return to a page your child read that sounded good and praise them!


Go back to a word or phrase that they problem solved and fixed.

Ask them what their favourite part was and what questions they have about the story.



Reading with children

A guide for parents and carers



Look at the first letter.
Look for words you already know inside the word.




Get your mouth ready for the first sound.




Use the picture to help with meaning.




Follow along with your finger to help keep your place.
(Don't overuse!)

Repeat a word or phrase to check it makes sense.



Run your finger all the way through the word and say it slowly to check.



Does it **look** right?
Does it **sound** right?
Does it **make sense**?



Make your reading sound smooth like talking.