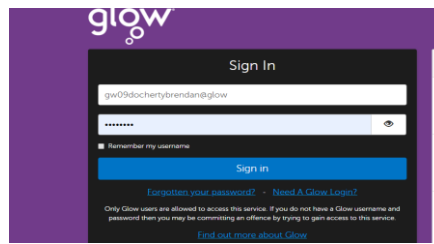





St Joseph's Primary School

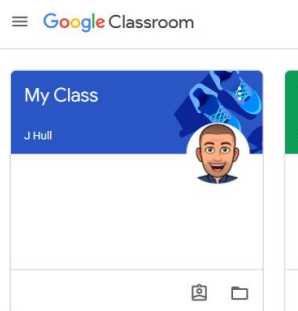
Google Classroom Help Guide



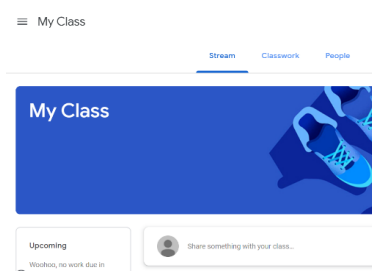
- Log in to glow using you username and password. Your username normally starts with 'gw'
- If you can't find the webpage, use a search engine such as google to find 'Glow sign in RM'
- On your launch pad look for the Google Classroom tile.



- When you click on this, it will take you to a page where the classes you are a member of will be showing.




- Click on the class.
- When you click in to the class, you will see a page that looks something like this.



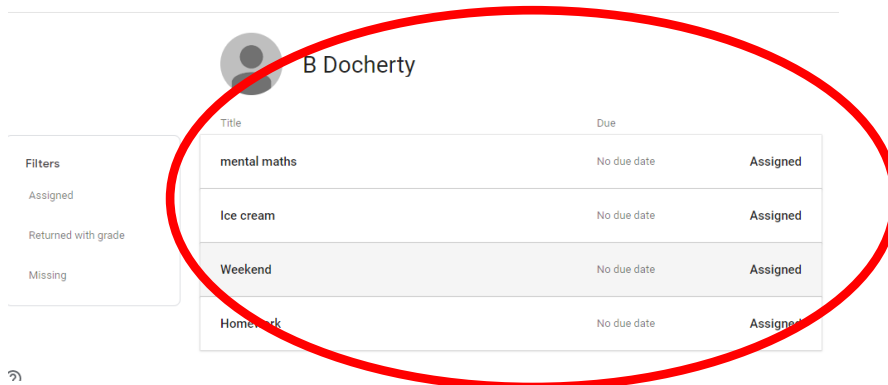
Click on 'view your work'

Stream

Classwork

 [View your work](#)

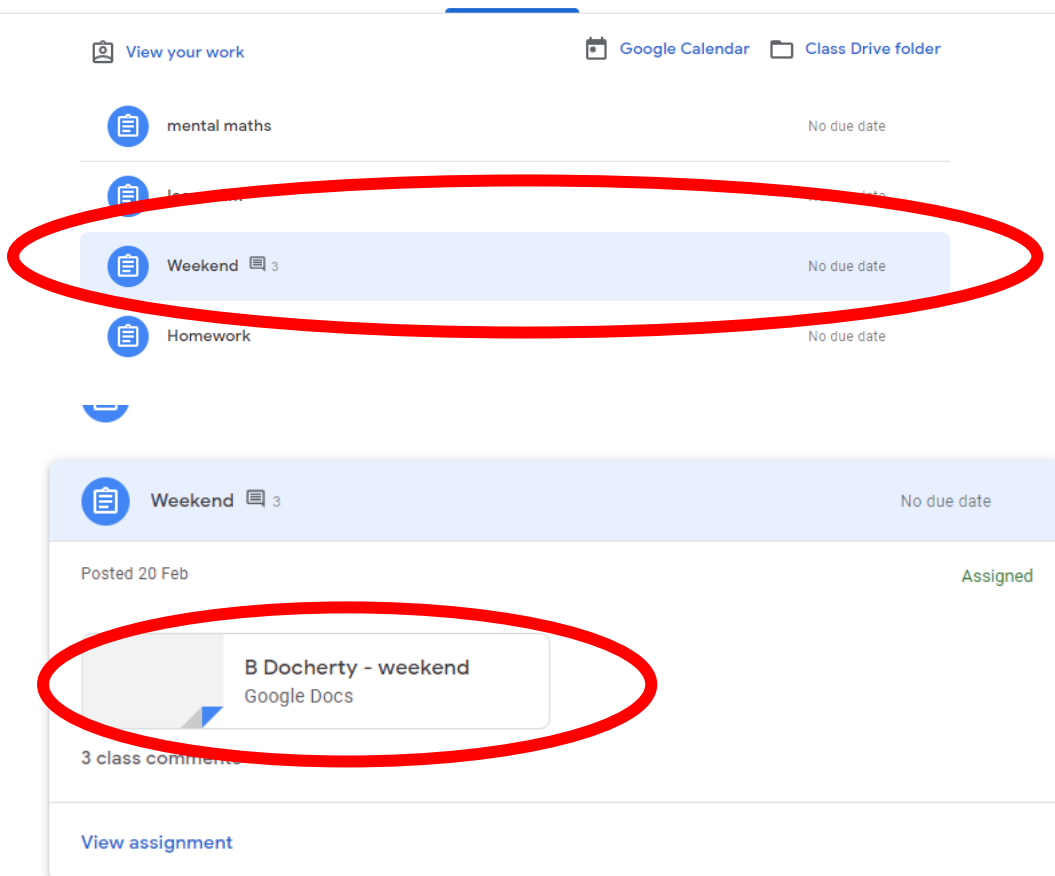
- The work that your teacher has set for you will be showing. Select the piece of work that you are going to complete.







B Docherty

Title	Due	Status
mental maths	No due date	Assigned
Ice cream	No due date	Assigned
Weekend	No due date	Assigned
Homework	No due date	Assigned

- When you select the piece of work you want to work on, it will open.




[View your work](#) [Google Calendar](#) [Class Drive folder](#)

-  mental maths No due date
-  Ice cream No due date
-  Weekend 3 No due date
-  Homework No due date

Weekend 3 No due date

Posted 20 Feb Assigned

 B Docherty - weekend Google Docs

3 class comments

[View assignment](#)

- Then click on the piece of work and the document will open. Documents will save automatically. Your teacher will know that this is your work.