



## N5 Chemistry: Unit 2 - Nature's Chemistry REVISION

### Lesson 10 - Homologous Series

---

#### Learning Outcomes

By the end of this lesson you should have revised:

1. How to draw, name and identify alkanes, branched alkanes and cycloalkanes with no more than 8 carbons in the longest chain.
2. State and use general formulae

#### Success Criteria

You will have been successful in this lesson if you:

1. Watch the links provided
2. Complete revision questions provided
3. Complete and submit homework assigned

There is also a further reading section to help you gain more depth of understanding for this section.

If you have any questions about the content of this lesson, you should ask your class teacher either through your class MS team or via email. MS Teams will be monitored throughout the week by a chemistry teacher. If you need help or clarification with either the task or the content of the lesson, just ask.

#### Links to Prior Knowledge

You may wish to revise the following to help you understand this lesson:

- N5 Unit 2: Homologous Series

*You do not need to copy any notes as this is all revision, but you should complete all questions and tasks as outlined in this document.*

**DO NOT ATTEMPT THE QUESTIONS WITHOUT FIRST DOING THE REVISION TASKS!!!!**



## Watch these videos first:

### Lesson 10a: Alkanes and Cycloalkanes

<https://youtu.be/UqtcUQBB5eQ>

### Lesson 10b: Branched Alkanes

[https://youtu.be/URHliX6\\_no0](https://youtu.be/URHliX6_no0)

You should also consult your Unit 2 Notes and printed notes to help further consolidate your knowledge. A digital copy of the printed notes can be found on the S4 Chemistry Team.

#### Further Reading

To learn more about chemical analysis, try the following online resources:

**BBC Bitesize:**     <https://www.bbc.co.uk/bitesize/guides/zw4tw6f/revision/1>  
                              <https://www.bbc.co.uk/bitesize/guides/zw4tw6f/revision/2>  
                              <https://www.bbc.co.uk/bitesize/guides/zw4tw6f/revision/4>

**Scholar:**        Log in through GLOW

*National 5 Chemistry → Nature's Chemistry →*

*2. Alkanes*

*3. Cycloalkanes*

**Evans2 chem web:** <https://www.evans2chemweb.co.uk/>

Username: snhs     password: giffnock

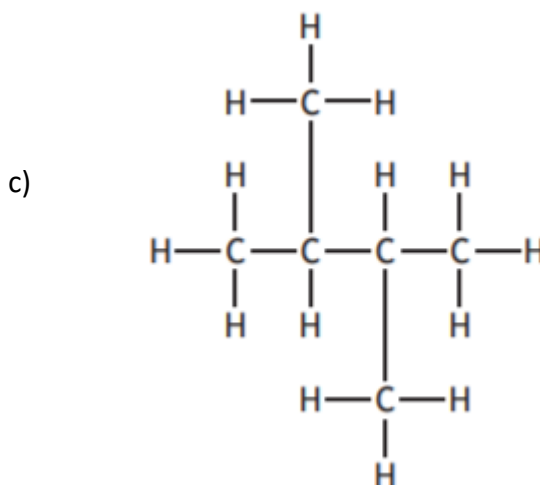
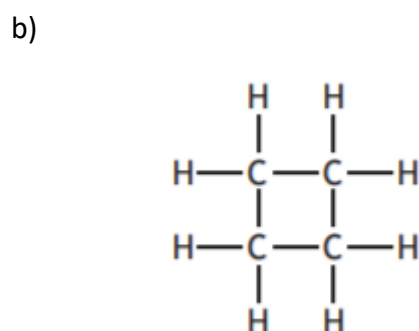
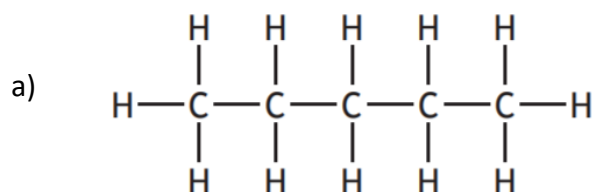
*Select any teacher → revision → National 5 → Unit 2 → Homologous Series*



*Complete the following questions in your class work jotter. I will post the answers later in the week.*

### Practice Questions – Homologous Series

1. State what is meant by the term 'homologous series'. (1)
2. Using the general formulas, find the molecular formula for:
  - a. The alkane with 25 carbons
  - b. The cycloalkane with 12 carbons
  - c. The alkane with 18 hydrogens(3)
3. Draw the full structural formula for the following molecules:
  - a. Butane
  - b. Cyclopentane
  - c. 2-methylheptane(3)
4. Name and write the shortened structural formula for the following structures: (6)



5. Complete the following table: (2)

Homologous Series	General Formula	Use(s)	Solubility in Water
Alkanes			
Cycloalkanes			

**Total: 15 marks**

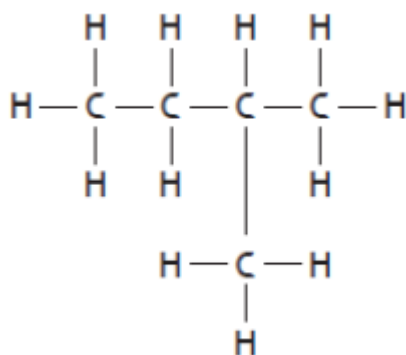
**Past-Paper Questions – Homologous Series**

1. The molecular formula for cyclohexane is

- A  $C_6H_6$
- B  $C_6H_{10}$
- C  $C_6H_{12}$
- D  $C_6H_{14}$

(1)

2.



The systematic name for the structure shown is:

- A 1,1-dimethylpropane
- B 2-methylbutane
- C 3-methylbutane
- D 2-methylpentane

(1)

3. Which of the following could be the molecular formula for an alkane?

- A  $C_7H_{16}$
- B  $C_7H_{14}$
- C  $C_7H_{12}$
- D  $C_7H_{10}$

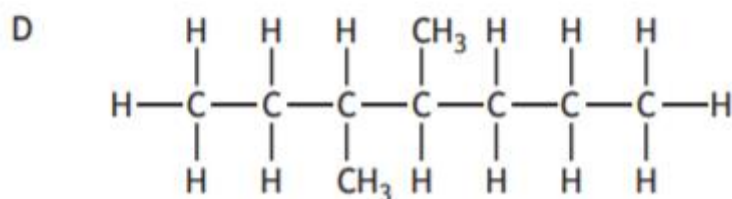
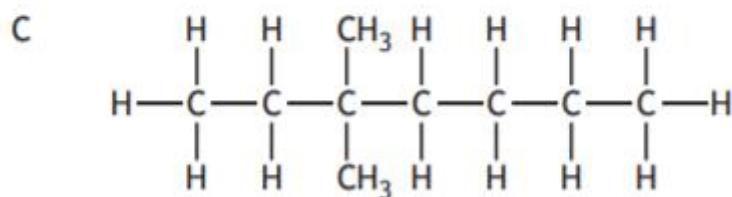
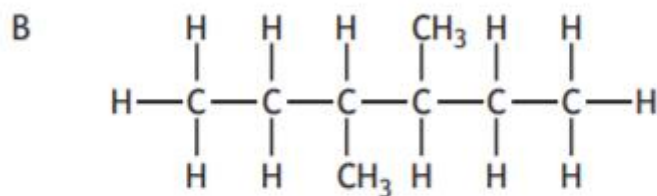
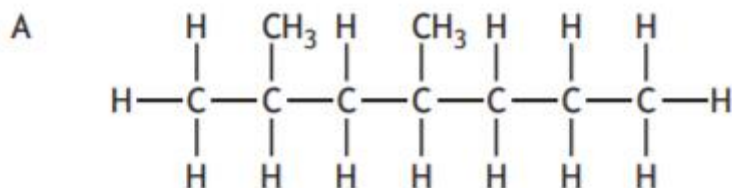
(1)



4. The shortened structural formula for a compound is



Which of the following is another way of representing this structure?



(1)

5. The systematic name for  $\text{CH}_3\text{CH}_2\text{C}(\text{CH}_3)\text{CHCH}_3$  is

- A 3-methylpentane
- B 2-methylpentane
- C 3-methylpent-2-ene
- D 2-methylpent-3-ene.

(1)



6. The lowest temperature at which a hydrocarbon ignites is called its flash point.

<i>Hydrocarbon</i>	<i>Flash point (°C)</i>
Hexane	-23
Heptane	-4
Octane	13
Nonane	31

- a) i) Using the information in the table, make a general statement linking the flash point to the number of carbon atoms. (1)
- ii) Predict the flash point, in °C, of decane, C<sub>10</sub>H<sub>22</sub> (1)

7. The table gives some information about propane and butane.

<i>Alkane</i>	<i>Boiling Point(°C)</i>
Propane	-42
Butane	-1

Explain why butane has a higher boiling point than propane. (2)



8. Liquefied petroleum gas (LPG), which can be used as a fuel for heating, is a mixture of propane and butane.

Propane and butane are members of the homologous series of alkanes.

Tick (✓) the two boxes that correctly describe members of the same

homologous series.

(1)

	Tick (✓)
They have similar chemical properties.	
They have the same molecular formula.	
They have the same general formula.	
They have the same physical properties.	
They have the same formula mass.	

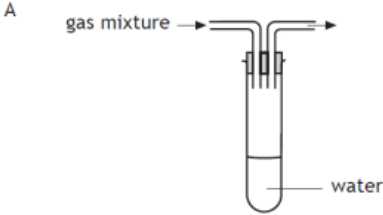
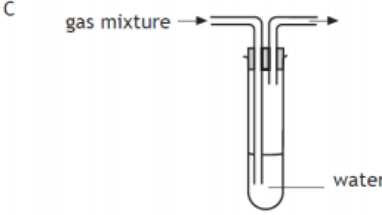
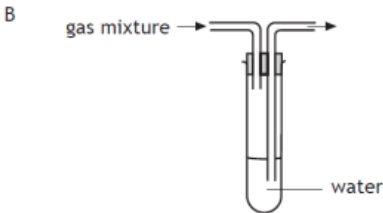
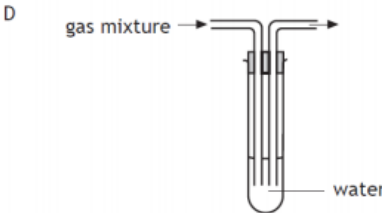
**Total: 10 marks**



*Now complete Homework 17: Chemical Analysis. Due Friday 12<sup>th</sup> March at 3pm.*

## Chemical Analysis

**17**

1. (a) Which of the following salts can be prepared by a precipitation reaction?  
You may wish to use the data booklet to help you.
- A Barium sulphate                      B Lithium nitrate  
C Calcium chloride                    D Ammonium phosphate
- (b) What method could be used to separate a precipitate from a solution?
2. A solution of accurately known concentration is more commonly known as a
- A correct solution                      B precise solution  
C standard solution                    D prepared solution.
3. A solution of potassium carbonate, made up using tap water, was found to be cloudy. This could result from the tap water containing
- A lithium ions                          B calcium ions  
C sodium ions                          D ammonium ions.
4. Which of the following diagrams shows the apparatus which would allow a soluble gas to be removed from a mixture of gases?
- A       C 
- B       D 
5. The results of a titration experiment are given in the table below.

	Initial burette reading (cm <sup>3</sup> )	Final burette reading (cm <sup>3</sup> )	Volume used (cm <sup>3</sup> )
1 <sup>st</sup> titre	0.0	15.6	15.6
2 <sup>nd</sup> titre	15.6	30.5	14.9
3 <sup>rd</sup> titre	30.5	45.6	15.1

- (a) Calculate the average volume, in cm<sup>3</sup>, of oxalic acid required to neutralise the sodium hydroxide solution.
- (b) Which titre values are used to calculate this average volume? Explain your answer.