

WELCOME!

Using Google Classroom

THIS SESSION

What is Google classroom used for?

How to access Google Classroom

Homework

General Use

Q&A

Please note I cannot check individual pupils' details or reset passwords during this session.

WHAT IS GOOGLE CLASSROOM?

- Whole school platform
 - Homework - assign and upload
 - Announcements and information
-
- Works best in Google Chrome

LOGGING IN TO GOOGLE CLASSROOM

Three options - via Google Classroom direct, via the app or via Glow

You will need your child's Glow username and password.

Access Google online at <https://classroom.google.com/>



Sign in

Use your Google Account

Email or phone

[Forgot email?](#)

Not your computer? Use Guest mode to sign in privately.

[Learn more](#)

[Create account](#)

Next

Enter glow username followed by **@er.glow.scot**
as email address.

For example: gw19bloggsjoe@er.glow.scot

Sign In

 Remember my username

Sign in

[Forgotten your password?](#) - [Need A Glow Login?](#)

Only Glow users are allowed to access this service. If you do not have a Glow username and password then you may be committing an offence by trying to gain access to this service.

You will be redirected to the Glow login page. Enter your glow username and password as normal.

My Launch Pad

 Edit Launch Pads

Add

i



Google Drive
Google Workspace for E...

i



Google Classroom
Google Workspace for E...

i



Mail
Microsoft 365

i



OneDrive
Microsoft 365

i



Staff Section

HOMWORK

- Visible on the stream
- Can access under Classwork using the relevant tab
- Upload your own work using ‘Your Work’

Numeracy Homework



Numeracy Homework - 28th August 2023

Posted 21:40

Literacy Homework



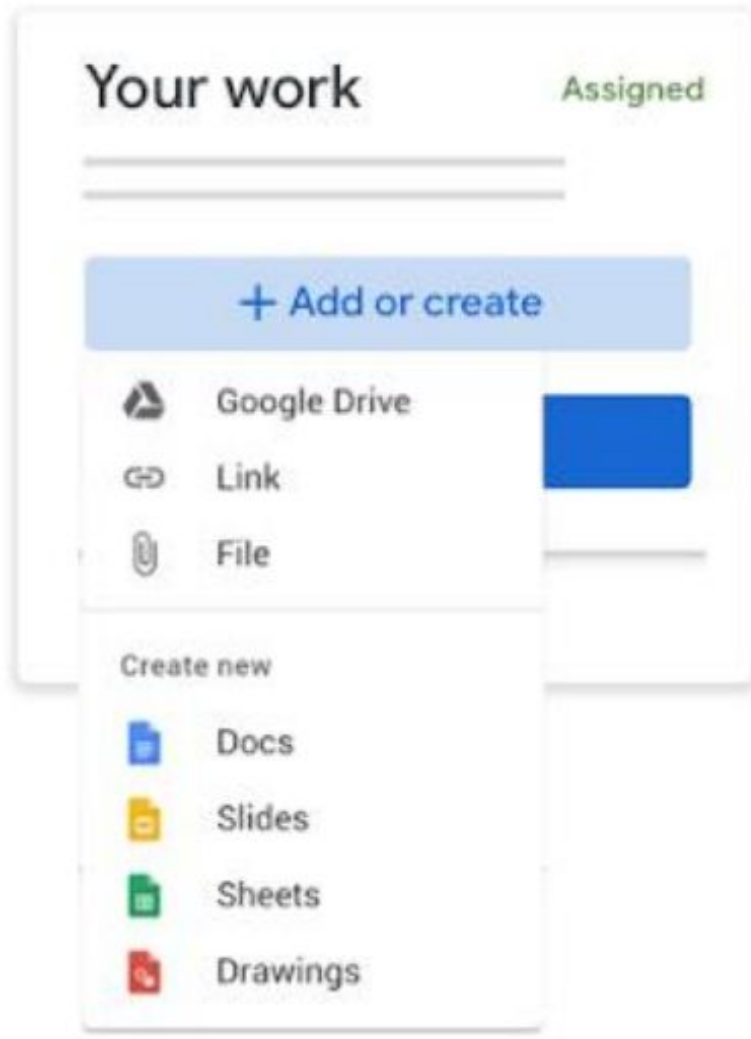
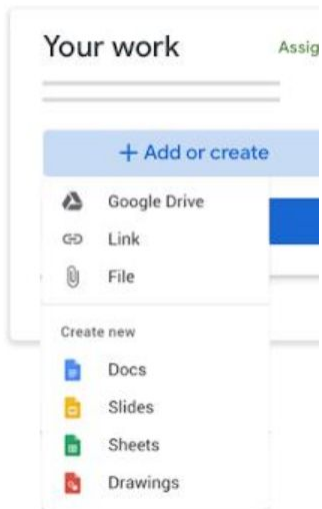
'sh' Spelling Homework - 28th August 2023

Posted 21:39

Submitting an attachment to Google Classroom

If you have completed your work in Word document or created a separate Google Doc, you can submit back to your teacher using Google Classroom. Do this rather than share the document with your teacher.

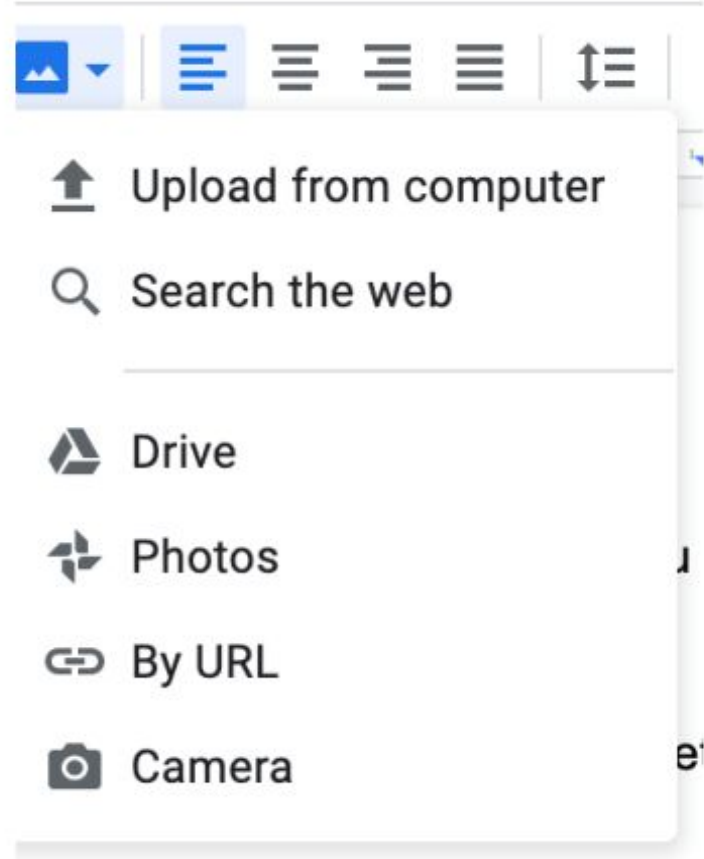
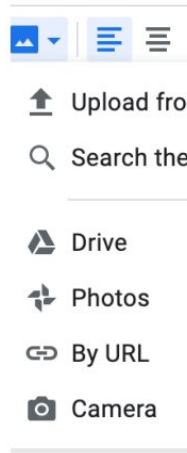
1. Open the assignment in Google Classroom on your phone, tablet or laptop (using the app or web).
2. Underneath the instructions for the assignment in the **Your Work** section, there is an **Add Attachment** button.
 - a. If you have created a Google Doc, choose "Google Drive". Then choose the document you created. It is easiest to find this by looking in Recent files.
 - b. If you want to upload a Word Document or other file, click **File** and then browse for the file on your computer.
3. Finally, remember to Submit your assignment when you have finished the work. This tells us that you have finished. You should submit work by the end of the day on which it was set.



Submitting work to Google Classroom that you have completed on paper

If you have completed your work in your exercise book, or by printing out the worksheet, back to your teacher by using a phone or scanner:

1. Open the assignment in Google Classroom on your phone (using the app or web). If given a Google Doc worksheet to complete as part of the assignment you should click on the 'Add Attachment' button.
2. On the tool bar there is a button for inserting photos - it looks like two mountains.
3. Choose the **Camera** option to use your phone to take a photograph of your work, and insert it into the Google Doc
4. You can then **Submit** your assignment which tells us that you have completed the work for that lesson.
5. If there is no Google Doc for that assignment, there is an **Add Attachment** button underneath the instructions for the task. Clicking that will give you the same option to take a photo of your work and **Submit** it to us.



GENERAL USE

- Follow classroom guidelines set out by class teacher
- Shouldn't be used as main form of communication

Please do not share any photographs posted on Google Classroom through any other channels.

Remember:

If logging in to anything with Google, use @er.glow.scot following your gw username.

If logging in to anything with Microsoft, use @glow.sch.uk following your gw username.

LATEST NEWS

SCHOOL LUNCH MENU

<https://www.eastrenfrewshire.gov.uk/primary-menu>

WINTER WEATHER

Please see severe weather conditions for guidance.

Follow

EastRenCouncil
OLM_Primary for updates

CONTACT DETAILS:

Our Lady of the Missions

blogs.glowscotland.org.uk/er/OurLadyMissions/after-school/homew...

HOMEWORK

In Our Lady of the Missions, we strive to develop an independent, enquiring approach to learning in all of our pupils. The format of our homework has changed to encourage pupils to take more personal responsibility for their learning and to incorporate an element of personalisation and choice. Homework is set on a monthly basis with a range of suggested activities that can be chosen from to consolidate and extend learning across the curriculum. This is shared online in **Google Classroom** – all pupils have access to this through their individual Glow account.

- [Click here for a guide to accessing Google Classroom](#)
- [How to upload a photograph to Google Classroom](#)

The amount of time spent on homework varies according to the age of the child. Our Homework Policy gives details of the ex-

HOMEWORK

EXTRA-CURRICULAR ACTIVITIES

PARENTS' EVENING GUIDANCE

PARENT COUNCIL

PARENT STAFF ASSOCIATION

SUPPORTING YOUR CHILD WITH NUMERACY AND MATHEMATICS

SUPPORTING YOUR CHILD WITH DIGITAL LEARNING

SUPPORTING YOUR CHILD WITH HEALTH AND WELLBEING

SUPPORTING YOUR CHILD WITH LITERACY AND ENGLISH

ON TWITTER

Our Lady of the Missions Primary

Our Lady of the Missions Primary
c 21, 2022

Education;@CelticChildren

Children have the chance to attend the...
t 🏆❤️

