



creativity

Creativity within Education

(MCHS)

CREATE A SCULPTURE

CREATIVITY

- The Faculty of Design thought that you might like to try something creative.
- As a team of designers and artists we are always trying out new skills and techniques. We use the skills of creativity continually.
- Give it a try! Dare you.
- Problem Solving
- Innovation
- Curiosity
- Persistence
- Inquisitiveness
- Collaboration (within your home)

Remember to have fun.....



Materials (hopefully in your home)

- Cardboard
- Masking Tape/sellotape
- Scissors
- Wire (optional)
- Glue (optional)
- Cocktail/barbeque sticks optional

Skills you will use

- Imagination
- Persistence
- Manual Dexterity
- Problem Solving
- Creating
- Making

Techniques you might use




Get the family involved





REALISTIC





ABSTRACT



Creative Cardboard


- Create a 3D Sculpture.
- Use what you can find within your home. (if you do not have the materials try a different technique. (the slot technique is the easiest without glue)
- Upload a photograph of your sculpture(s) in the classroom section.
- We would love to see them.

Different Materials






Cocktail
Sticks



Straws

Top Tip. Shine a strong light on a sculpture to create shadows



Cotton Buds

