

Maximum XP gained



This is a challenge with a difference that only the brave of heart can undertake.

Each book read must link to the next— the chain must not be broken or all XP will be lost.

The Rules: each book must have a link to the next—you must identify each link and note it. The links must make sense . Links can not be based on author but they can be based on character. Links can not be based on title but they can be based on theme. If you are unsure as to whether the link will hold ask Mrs Baird. The stronger the link the more likely you will survive this perilous journey!

Level

complete

LEVEL

Expansion
Pack



READING

Name:

English Teacher:



Bonus Level—forming the chain

Author:

Title:

Link to previous novel:

Level One: mining the ore

Author:

Title:

Allies: Tell three people about your book—they can be friends or family or

teachers.

Get each of them to write a comment about what you have told them and sign your booklet.

1.

2.

3.

Cereal box book report:

You will create a new cereal brand based on the book you have just read. Be sure to cover your cereal box with plain paper before you start (I can give you some if you need it).

Here is what it will look like:

TOP OF BOX Author and title/ manufactured by (your name) Best before : todays date		
NUTRITIONAL VALUE Write down your own thoughts and feeling about the book and who you might recommend it to.	FRONT COVER Create a name for your cereal that links to the title of your book and that actually sounds like a cereal. Add a short summary c 4-5 lines. Illustrate your box so that it is eye-catching and appealing. The cover must include some relevant symbols that relate to important events that occur in your book. Include inside the box a prize. (you can make it out of paper or cardboard if you like). Make sure you mention the prize on the front of your box.	CHARACTER INGREDIENTS List the main characters and describe their personality traits. You can liken them to ingredients that you might find in a real cereal if you wish.



Level Five—hammering into shape

Author:

Title:

Link to previous novel:

Shazam! Your book is to be turned into a graphic novel—using a key scene create a 4 panel representation of that it will look like. You can cut and paste charactres if you are not confident about drawing - it's the story that matters.



Level Two—battle to the forge

Author:

Title:

Link to previous book.

Boys V Girls—note down your top 3 males and females in your book and comment on each. Are they goodies or baddies are they positive role models or not?

F

M

Level Four—casting the mold

Author:

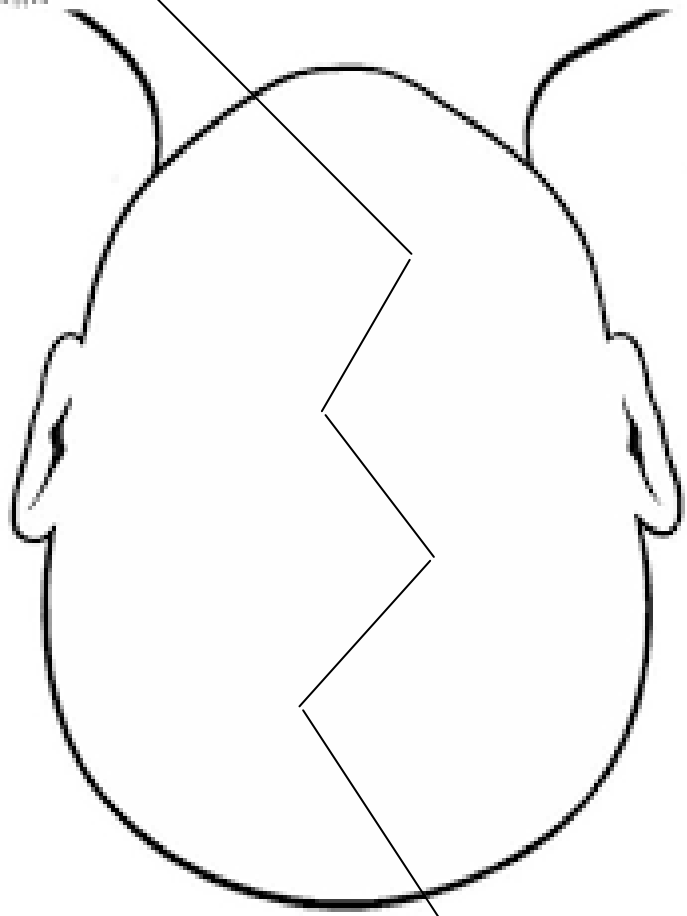
Title:

[Link to previous book:](#)

What does you main character look like physically i.e. outside and what are they thinking and feeling i.e inside?

inside

outside



Level Three—smelting the ore

Author:

Title:

[Link to previous book:](#)

Mind map:

Create a mind map of your book showing how each character and or event is linked—you can use images as well as text.

