


# *P1 Information Session*

KIRKHILL PRIMARY SCHOOL  
NOVEMBER 2022  
MRS GRAY



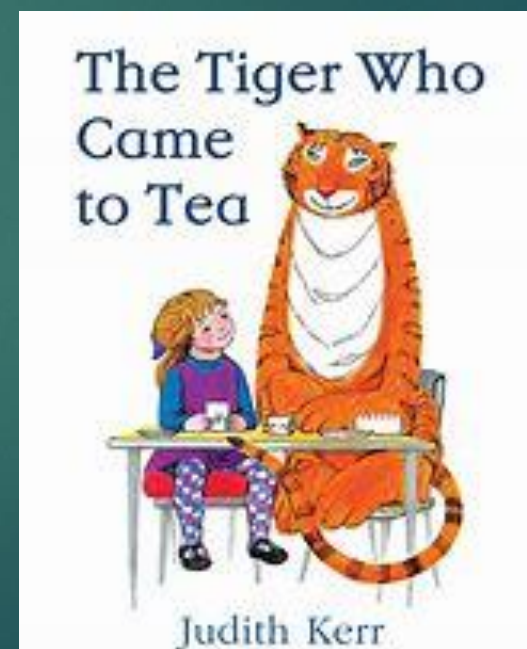



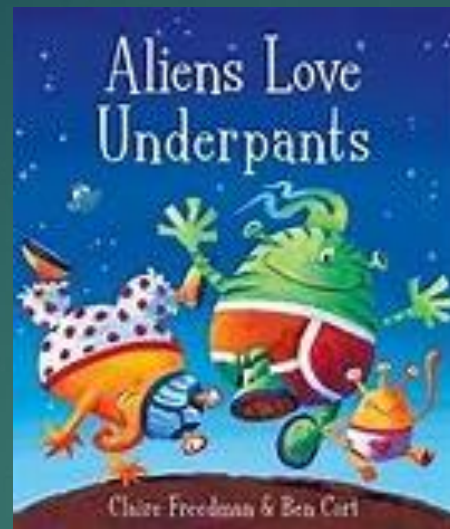

# Preparing Children to Read



# What do Children learn from rhyme ?

- To be good listeners.
- To concentrate.
- To be able to discriminate between similar sounds.
- To hear the rhythm of language.
- To begin to blend sounds.
- To recite and chant stories, rhymes and songs.
- To be able to identify words which rhyme and those that don't.
- To hear and keep a beat.
- To make up their own rhyming strings e.g. tin/bin/thin/chin.
- To experiment and invent their own rhymes-sometimes with silly words e.g. drin,plin,min...





Vocabulary and  
word recognition

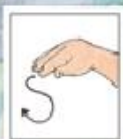
Pattern and  
Rhythm

Fluency





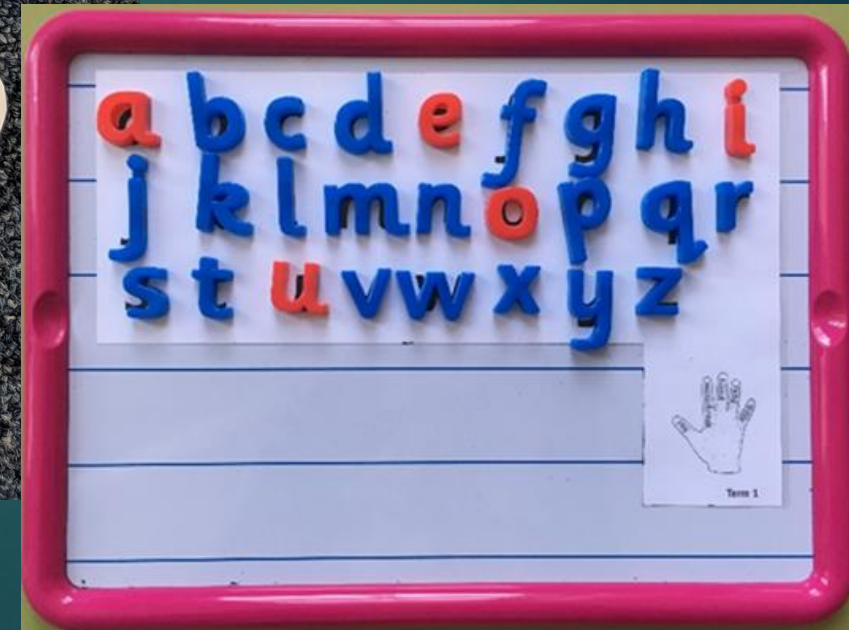

S s




Action: Weave your hand in an s shape, like a snake, and say ssssss.



















# Reading Readiness



# Big Cats





# Big Cats

- Banded to provide a wide variety of choice
- High quality texts to promote classroom learning
- Fiction, Non-fiction, poetry, biography
- Vocabulary
- Familiar books for homework

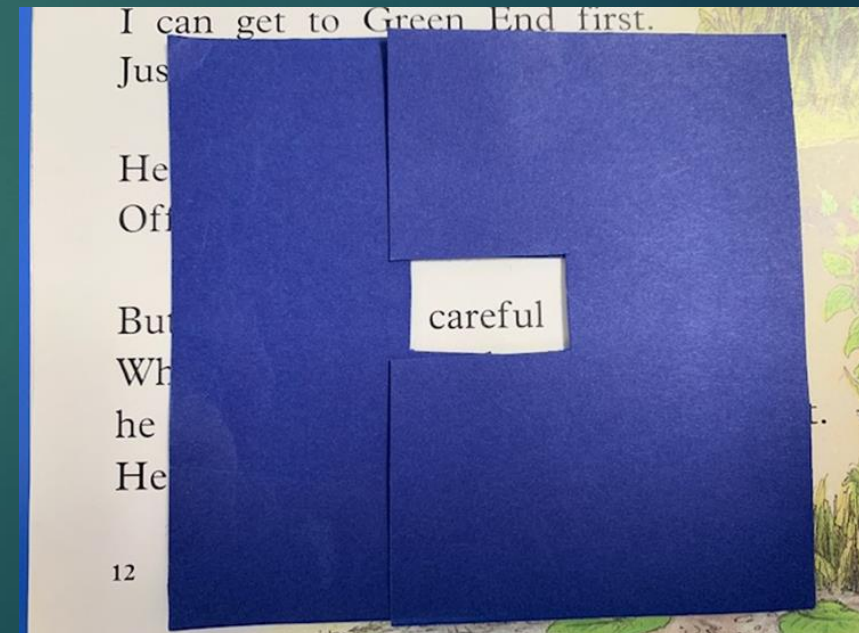
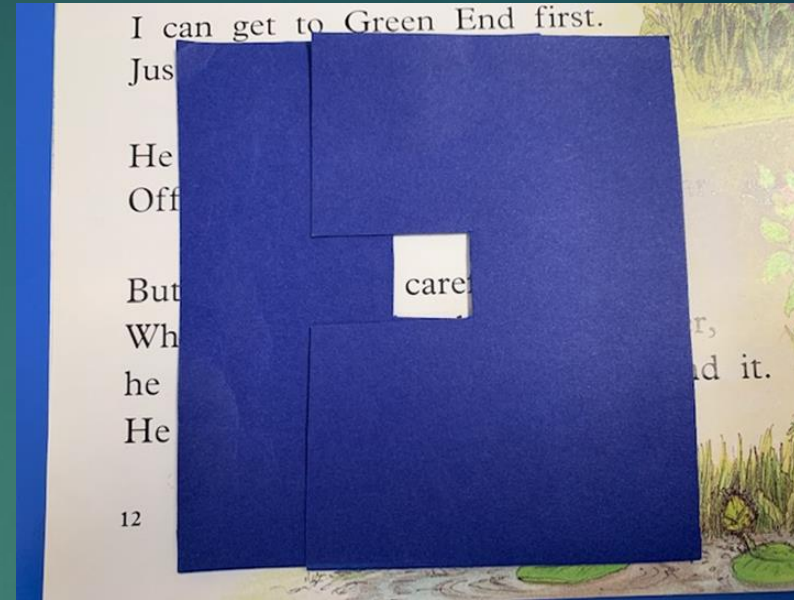



# Guided Reading Lessons





# Masking Cards

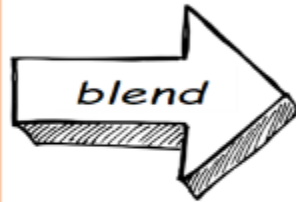




## look

*I can look at the first letter of a word.*

*I can look at the pictures for clues.*



## blend

*I can blend the sounds by linking groups of letters together from left to right.*



## chunk

*I can use my masking cards to help me segment the word into sounds, syllables, or chunks I know.*



## think

*I can listen to my own voice, slow my thoughts, and think... Does that word make sense?*



## ask

*Once I have tried all the other reading strategies, I can ask for help if I need it.*





At home...

Routine

Relaxed time

Fun

Continue to encourage and praise to help develop confidence.

Use the reading strategies to support your child's reading.

Ask questions when reading.

Play games that are sent home to reinforce reading words.

# What can you do at home?



- Smooth out 'robot reading'
- Read the homework book a few times to reinforce fluency – read to a different audience!
- Look at the text and talk about punctuation, tricky words, high frequency words, practise reading strategies, rhyme, syllables, phonic blends
- Try not to jump in and correct too quickly
- Read all around – signs, packets, adverts, comics, leaflets






# Bookbug P1 Family Bag







# At home...

<https://www.parentclub.scot/articles/p1-bookbug-bag>



## P1 Bookbug bag

 [Go back](#)

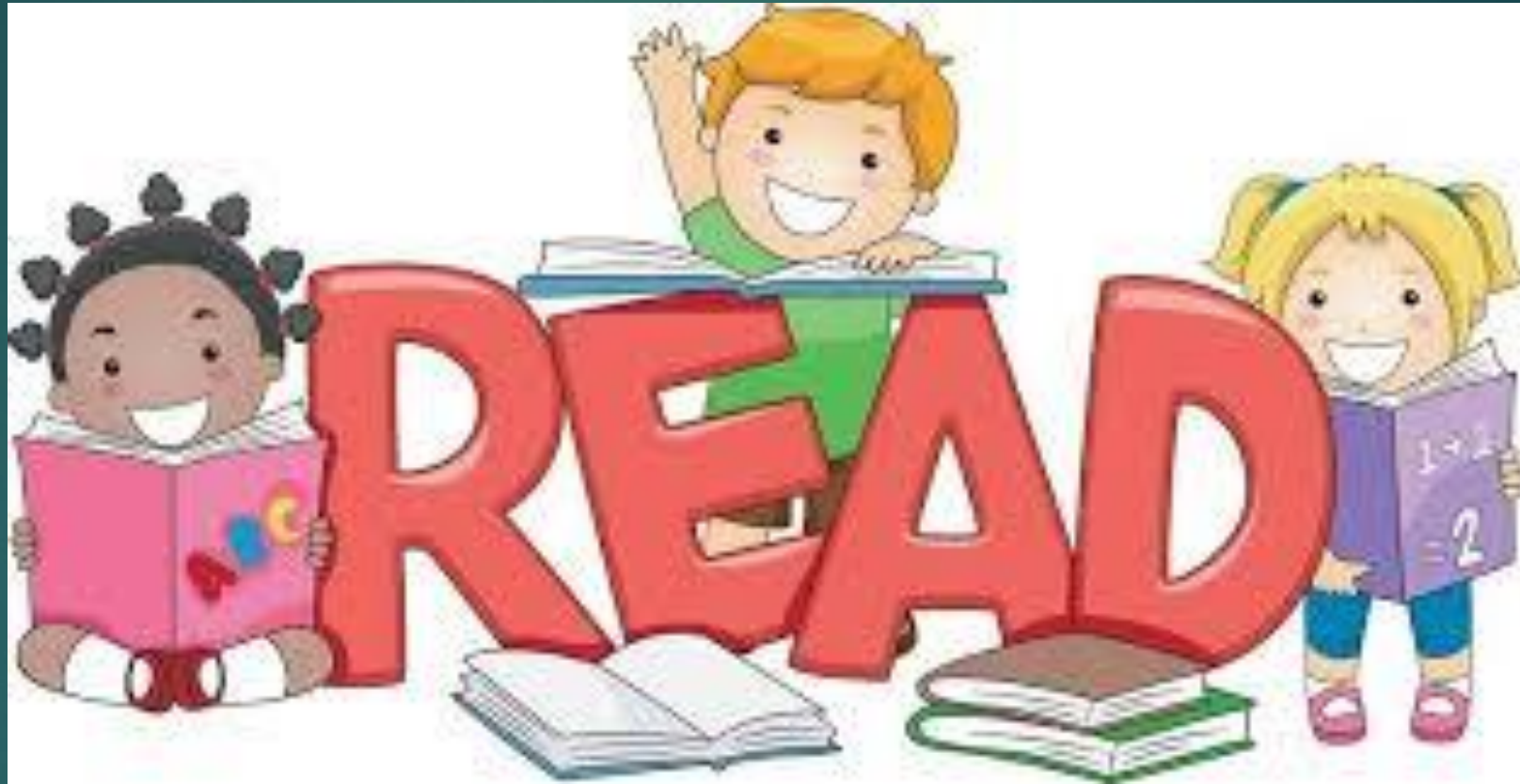


The Primary 1 Bookbug bag is packed full of exciting items for you and your child to have fun playing with together. It's also a great resource to turn homework into little games you can play together during the day. Take a peek inside, and you will find:

- A whiteboard and whiteboard pen
- Letter and number magnets
- Colouring pencils
- An activities notebook
- Sophie Johnson: Unicorn Expert by Morgan Hood and illustrated by Ella Okstad
- The Prince and the Witch and the Thief and the Bears by Alastair Chisholm and illustrated by Jez Tuyu.
- The Station Mouse by Meg McLaren



# East Renfrewshire Library





Thank you for your time!

Please tweet us photos of you and your child  
using these bags #bwsmps  
or share on Seesaw!

Please visit your child's classroom to take  
part in some activities with your book  
bag!😊



"Children are made  
readers on the  
laps of their  
parents."

Emilie Buchwald

