

# P1 Literacy and Bookbug Bag Information

KIRKHILL PRIMARY SCHOOL  
NOVEMBER 2021





## Primary 1 Bookbug Bags

We celebrate Book Week Scotland in Primary 1 using the Bookbug stories and activities. We are currently waiting for these to be delivered. As soon as they arrive at school, we will send them home for you to enjoy as a family!

The bags provide learning activities designed to fit into your daily routine and encourage a wee bit of 'quality time' for you and your child to be together, learning.

The campaign is delivered by the Scottish Government, Education Scotland and the Scottish Book Trust.

Please keep the contents of the bag safe as some of the activities may be used in homework activities.



# Bookbug P1 Family Bag



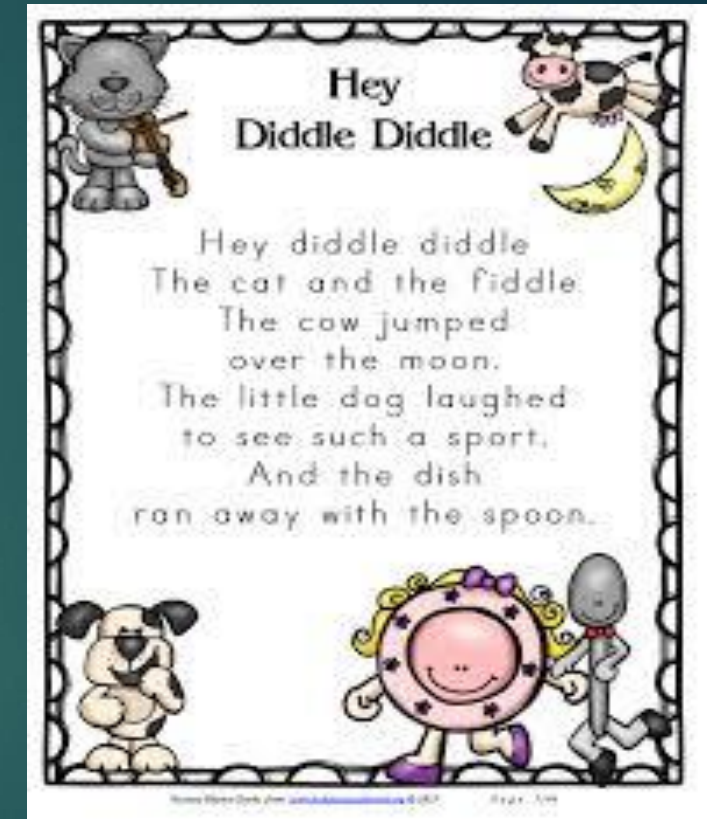
Here are the books your child has been gifted.







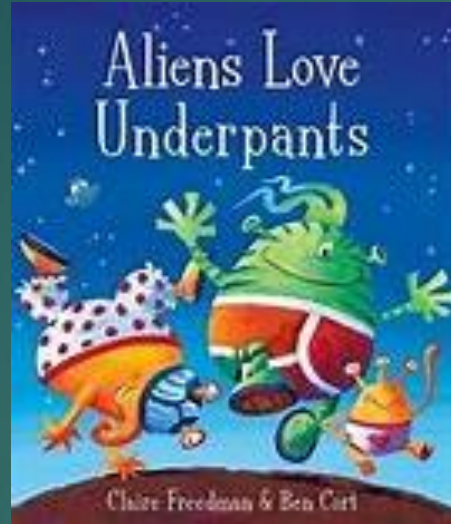

# Please continue to share rhymes with your **child**.

## What do children learn from rhyme ?

- To be good listeners.
- To concentrate.
- To be able to discriminate between similar sounds.
- To hear the rhythm of language.
- To begin to blend sounds.
- To recite and chant stories, rhymes and songs.
- To be able to identify words which rhyme and those that don't.
- To hear and keep a beat.
- To make up their own rhyming strings e.g. tin/bin/thin/chin.
- To experiment and invent their own rhymes-sometimes with silly words e.g. drin, plin, min...



# Reading Familiar Stories



It is a good idea to re-read the same story to your child.

The benefits include increased:

- Vocabulary and word recognition
- Pattern and Rhyme
- Fluency




# Jolly Phonics

Your child has been learning their sounds since the beginning of term. We use Jolly Phonics which teaches children a song, action and story to accompany their sound.

There is a Jolly Phonics app which can be found in the usual app stores which allows you to hear the story, song, correct pronunciation and letter formation.







We practise spelling words by using a magnetic board regularly in class.

We focus on the 5 finger approach to do this –

- Say the word
- Make the word with magnetic letters
- Blend the sounds together
- Read the word
- Write the word







We have lots of fun undertaking active activities to explore our sounds!







We have lots of fun  
spelling words in  
lots of different  
ways!



# Reading Readiness



Children develop at different rates. They didn't all learn to walk at the exact same time – this is the same for reading.

As teachers we are trained in ensuring your child is learning at a level appropriate to them. Reading their reading books is a new experience for your child so please give them time to get used to this.

Reading is more than reading the words on a page – is it also about discussing and understanding the story.






# Reading at Kirkhill

At Kirkhill, we are committed to developing a love of literature and engagement in reading for all our learners. To support this, our class teachers:

- Share books and read to the whole class regularly
- Provide a range of learning activities, taking an active approach to learning
- Provide opportunities for the children to choose and discuss texts in a literacy promoting environment
- Provide regular times for individual quiet reading
- Celebrate books through class activities and special events such as Book Week Scotland, the First Minister's Reading Challenge, author visits and much more!





# Big Cat Books for homework

At Kirkhill, we use the Collins Big Cat reading books to teach reading in class. The children will read and work with the texts, answering questions and exploring vocabulary and themes before sharing them for homework.

Your child will now be bringing reading books home as part of their homework.

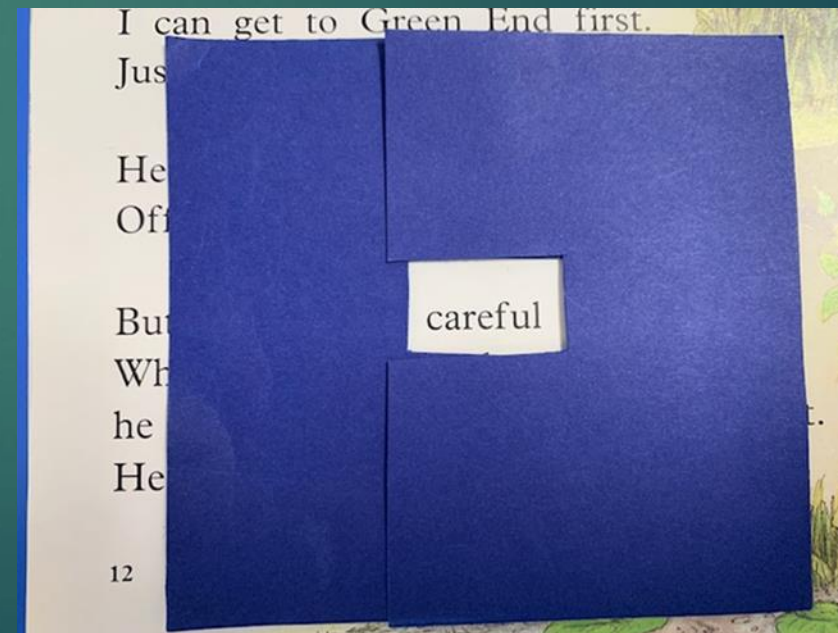
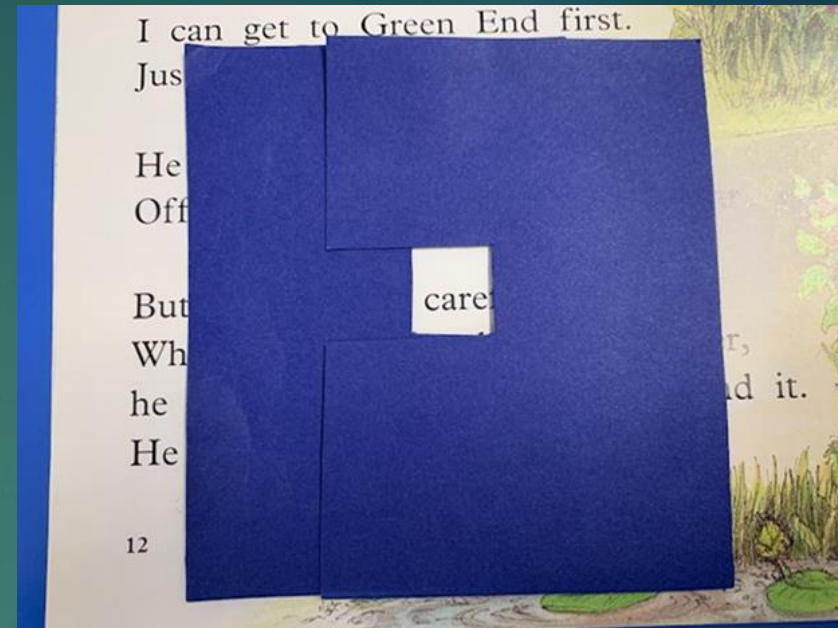

They will have already read this book in class during the previous week's learning, therefore this will allow your child to be more confident when reading and discussing the story with you.



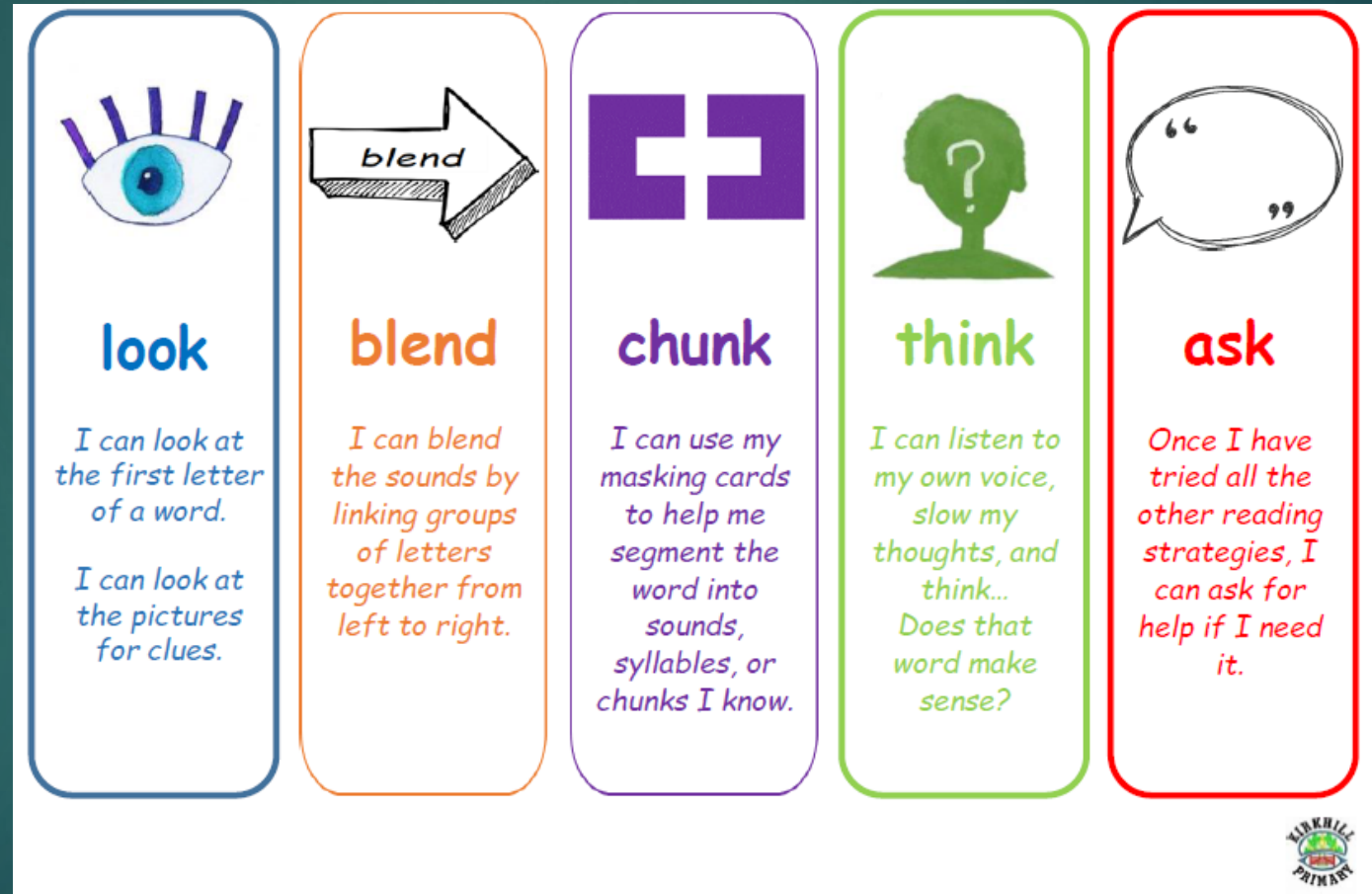


# Masking Cards

Your child will begin to use masking cards in school to identify and break up new words, or parts of words, or even to find a word hidden within a word! They are easy to make – just cut from card as shown below:



In school, we use this **Reading Strategies** visual to help your child read an unknown word. They are encouraged to look, then try to blend, chunk and think in order to read an unfamiliar word, and only ask for help if they have tried the other strategies first.







At home...

Routine

Relaxed time

Fun

Continue to encourage and praise to help develop confidence.

Use the reading strategies to support your child's reading.

Ask questions when reading.

Play games that are sent home to reinforce reading words.

# What can you do at home?



- Smooth out 'robot reading'
- Read the homework book a few times to reinforce fluency – read to a different audience!
- Look at the text and talk about punctuation, tricky words, high frequency words, practise reading strategies, rhyme, syllables, phonic blends
- Try not to jump in and correct too quickly
- Read all around – signs, packets, adverts, comics, leaflets





Thank you for your time!

Please tweet us photos @KirkhillPS of you and your child using these bags using the hashtag  
**#kpsliteracy**



"Children are made  
readers on the  
laps of their  
parents."

Emilie Buchwald

