



Primary 2 Home Learning Literacy Activity Sheets



Aa Bb Cc Dd Ee Ff




Gg Hh Ii Jj Kk Ll Mm

Nn Oo Pp Qq Rr Ss Tt

Uu Vv Ww Xx Yy Zz




Read, Write and Draw – Mixed CVC Words

Read the word given. Write the word in each of the boxes and then draw a picture for this word in the box with the pencil in it.

net	<hr/>	<hr/>	<hr/>	
hug	<hr/>	<hr/>	<hr/>	
pig	<hr/>	<hr/>	<hr/>	




Read, Write and Draw – Mixed CVC Words

Read the word given. Write the word in each of the boxes and then draw a picture for this word in the box with the pencil in it.

man	<hr/>	<hr/>	<hr/>	
map	<hr/>	<hr/>	<hr/>	
dog	<hr/>	<hr/>	<hr/>	




Read, Write and Draw – Mixed CVC Words

Read the word given. Write the word in each of the boxes and then draw a picture for this word in the box with the pencil in it.

cup	<hr/>	<hr/>	<hr/>	
hot	<hr/>	<hr/>	<hr/>	
dig	<hr/>	<hr/>	<hr/>	




Read, Write and Draw – Mixed CVC Words

Read the word given. Write the word in each of the boxes and then draw a picture for this word in the box with the pencil in it.

pot	<hr/>	<hr/>	<hr/>	
tap	<hr/>	<hr/>	<hr/>	
bin	<hr/>	<hr/>	<hr/>	




Read, Write and Draw – Mixed CVC Words

Read the word given. Write the word in each of the boxes and then draw a picture for this word in the box with the pencil in it.

rat	<hr/>	<hr/>	<hr/>	
red	<hr/>	<hr/>	<hr/>	
hat	<hr/>	<hr/>	<hr/>	




Read, Write and Draw – Mixed CVC Words

Read the word given. Write the word in each of the boxes and then draw a picture for this word in the box with the pencil in it.

log	<hr/>	<hr/>	<hr/>	
leg	<hr/>	<hr/>	<hr/>	
cat	<hr/>	<hr/>	<hr/>	




Read, Write and Draw – Mixed CVC Words

Read the word given. Write the word in each of the boxes and then draw a picture for this word in the box with the pencil in it.

pen	<hr/>	<hr/>	<hr/>	
bus	<hr/>	<hr/>	<hr/>	
mat	<hr/>	<hr/>	<hr/>	


Read, Write and Draw – Mixed CVC Words

Read the word given. Write the word in each of the boxes and then draw a picture for this word in the box with the pencil in it.

wig	<hr/>	<hr/>	<hr/>	
rug	<hr/>	<hr/>	<hr/>	
mop	<hr/>	<hr/>	<hr/>	

Read, Write and Draw – Mixed CVC Words

Read the word given. Write the word in each of the boxes and then draw a picture for this word in the box with the pencil in it.

vet	<hr/>	<hr/>	<hr/>	
bag	<hr/>	<hr/>	<hr/>	
bug	<hr/>	<hr/>	<hr/>	

Spelling Maze

Draw lines between the right letters to spell out the word. Write your word on the lines at the end.



m

o

n

x

a

r



v

a

f

o

t

n



w

e

f

p

r

n



d

j

e

a

i

g



f

o

y

d

e

g

Spelling Maze

Draw lines between the right letters to spell out the word. Write your word on the lines at the end.

**b****o****n****x****u****r**

**h****e****t****e****o****n**

**j****e****f****f****u****g**

**d****u****e****b****w****g**

**b****o****a****f****e****x**

Spelling Maze

Draw lines between the right letters to spell out the word. Write your word on the lines at the end.



j

i

n

f

u

r



l

e

x

e

o

g



r

e

f

f

u

g



b

a

e

m

w

p



w

o

b

f

e

x

Spelling Maze

Draw lines between the right letters to spell out the word. Write your word on the lines at the end.



j

o

n

t

i

r



z

e

p

e

i

g



r

i

t

s

u

g



s

u

e

m

w

n

$$8 \div 2 = 10$$

w

o

m

s

u

x

Spelling Maze

Draw lines between the right letters to spell out the word. Write your word on the lines at the end.



c

o

n

x

a

t



r

u

p

e

i

n



x

i

p

m

o

g



s

u

e

b

w

s

10

t

o

n

d

e

y

Spelling Maze

Draw lines between the right letters to spell out the word. Write your word on the lines at the end.



c

o

g

l

a

t



r

u

p

e

e

d



x

e

p

h

o

n



s

u

m

j

a

s



t

a

n

p

e

y

CVCC Worksheet - Circle That Word!

Circle the word that matches the picture!



celt

melt

belt

felt



bump

lump

mump

hump



lamp

ramp

damp

camp

CVCC Worksheet - Circle That Word!

Circle the word that matches the picture!



nest

best

pest

vest



tond

fond

bond

pond



pump

lump

jump

bump

Spelling Maze!

Draw lines between the right letters to spell out the word! Write your word on the lines at the end!



p

r

n

x

a

m



v

r

f

d

i

p



l

u

f

p

t

g



b

j

k

a

n

g



s

o

y

w

i

m

Spelling Maze!

Draw lines between the right letters to spell out the word! Write your word on the lines at the end!



b

r

u

x

h

s



f

e

g

r

o

n



c

a

f

f

r

b



l

c

e

b

a

k



r

c

a

o

s

s

Spelling Maze!

Draw lines between the right letters to spell out the word! Write your word on the lines at the end!



j

l

g

f

a

r



a

r

x

s

s

g



s

i

p

f

k

g



a

u

e

m

l

p



n

s

b

f

e

t

Spelling Maze!

Draw lines between the right letters to spell out the word! Write your word on the lines at the end!



l


o

m

t

a

p



t

a

p

r

i

n



m

i

k

s

l

g



p

u

d

m

o

n

w



w

e

o

s

t

u

Spelling Maze!

Draw lines between the right letters to spell out the word! Write your word on the lines at the end!



s

u

n

l

a

g



d

s

p

e

i

k



d

r

p

m

u

g



s

e

f

h

l

s



b

y

k

l

i

n

Spelling Maze!

Draw lines between the right letters to spell out the word! Write your word on the lines at the end!



h

o

n

l

a

d



r

t

p

e

e

d



l

e

p

h

a

f



d

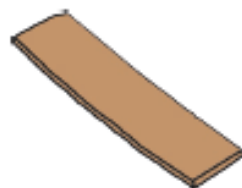
r

n

j

i

k



l

a

n

p

e


k

Descriptive Writing

Can you write a few sentences describing what you see.

Use the word bank to help. A grown up may have to help you read some of the trickier words.

Remember to use capital letters, finger spaces, full stops and read over it.



Key Words

beautiful magical

enchanted glowing

glistening glittering stunning

fantastic magnificent starry

quiet bright majestic

glamorous elegant

Descriptive Writing

Can you write a few sentences describing what you see.

Use the word bank to help. A grown up may have to help you read some of the trickier words.

Remember to use capital letters, finger spaces, full stops and read over it.



Key Words

sandy dusty hot

scorching bright

dry warm old wild

wooden old-fashioned

unattractive dirty filthy


arid

Descriptive Writing

Can you write a few sentences describing what you see.

Use the word bank to help. A grown up may have to help you read some of the trickier words.

Remember to use capital letters, finger spaces, full stops and read over it.



Key Words


alien weird strange
unusual mysterious
futuristic glowing
gleaming amazing
fantastic metallic bizarre
unsettling odd exciting

Descriptive Writing

Can you write a few sentences describing what you see.

Use the word bank to help. A grown up may have to help you read some of the trickier words.

Remember to use capital letters, finger spaces, full stops and read over it.



Key Words

cold freezing snowy
icy bright white lonely
quiet beautiful dangerous
chilly bitter remote
breathtaking arctic

Descriptive Writing

Can you write a few sentences describing what you see.

Use the word bank to help. A grown up may have to help you read some of the trickier words.

Remember to use capital letters, finger spaces, full stops and read over it.



Key Words

noisy busy crowded wild
fantastic beautiful majestic
fantastic fascinating
dangerous roaring wonderful
exciting interesting
entertaining enjoyable

Descriptive Writing

Can you write a few sentences describing what you see.
Remember to use capital letters, finger spaces, full stops and read over it.



Descriptive Writing

Can you write a few sentences describing what you see.
Remember to use capital letters, finger spaces, full stops and read over it.



Descriptive Writing

Can you write a few sentences describing what you see.
Remember to use capital letters, finger spaces, full stops and read over it.



Descriptive Writing

Can you write a few sentences describing what you see.
Remember to use capital letters, finger spaces, full stops and read over it.



Descriptive Writing

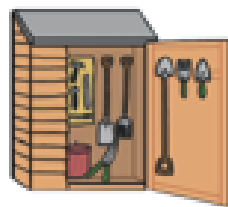

Can you write a few sentences describing what you see.
Remember to use capital letters, finger spaces, full stops and read over it.



Sentence Scramble

Look at the picture and read the words. Can you write the words in the correct order to make a sentence about the picture?

Remember to use capital letters, finger spaces, full stops and read over it.




at tools. Look the



Pip ball. the hit



to I read. like




fish a tank. in A swims

Sentence Scramble

Look at the picture and read the words. Can you write the words in the correct order to make a sentence about the picture?


Remember to use capital letters, finger spaces, full stops and read over it.



car. the Jen washed



up the Hang clothes.

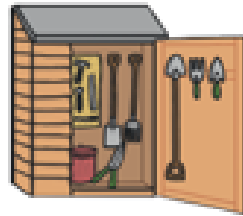



Swim pool. the in

Sentence Scramble

Look at the picture and read the words. Can you write the words in the correct order to make a sentence about the picture?

Remember to use capital letters, finger spaces, full stops and read over it.



the are tools shed. There in some



checked The teeth. Tom's dentist



teacher a book. read Our




and learn at We school. play

Sentence Scramble

Look at the picture and read the words. Can you write the words in the correct order to make a sentence about the picture?

Remember to use capital letters, finger spaces, full stops and read over it.



with her sponge a car washed Jen



Peg on the clothes line the



race ran a rabbits Two together.

Sentence Scramble

Look at the picture and read the words. Can you write the words in the correct order to make a sentence about the picture?

Remember to use capital letters, finger spaces, full stops and read over it.




put the line his on Jack washing clothes



a pizza lunch ate his delicious for Harry



Our a book big the teacher class to read




in a swam on a hot the day Peter pool


Sentence Scramble

Look at the picture and read the words. Can you write the words in the correct order to make a sentence about the picture?

Remember to use capital letters, finger spaces, full stops and read over it.



We table food sit to the our eat at



racket tennis her the with hit ball Liz



walked a line Three school to straight children in