


Kirkhill Primary School
Book Week Scotland
November 2020



Primary 3
Literacy and
Read, Write, Count Bag
Information



Primary 3 Read, Write, Count Bag

We celebrate Book Week Scotland in Primary 3 using the Read, Write, Count bags, which your child will bring home soon.

The bags provide learning activities designed to fit into your daily routine and encourage a wee bit of 'quality time' for you and your child to be together, learning.

The campaign is delivered by the Scottish Government, Education Scotland and the Scottish Book Trust.

By the time you receive the bag at home your child will be familiar with its contents and the picture books. See Twitter and Seesaw for photos of your child's class using the materials during Book Week Scotland.

Please keep the contents of the bag safe as some of the activities may be used in homework activities.

What's in the P3 bag this year?

- Two picture books
- Card game (time cards on one side and top trumps on the other)
- A measuring tape
- Notebook and writing pencil
- Guide for parents






Reading at Kirkhill



At Kirkhill, we are committed to developing a love of literature and engagement in reading for all our learners. To support this, our class teachers:

- Share books and read to the whole class regularly
- Provide a range of learning activities, taking an active approach to learning
- Provide opportunities for the children to choose and discuss texts in a literacy promoting environment
- Provide regular times for individual quiet reading
- Celebrate books through class activities and special events such as Book Week Scotland, the First Minister's Reading Challenge, author visits and much more!





Big Cat eBooks for homework

At Kirkhill, we use the Collins Big Cat reading books to teach reading in class. The children will read and work with the texts, answering questions and exploring vocabulary and themes before sharing them as eBooks for homework.

As appropriate, your child's class teacher may provide a link via Seesaw which will open up a web page for the relevant eBook.

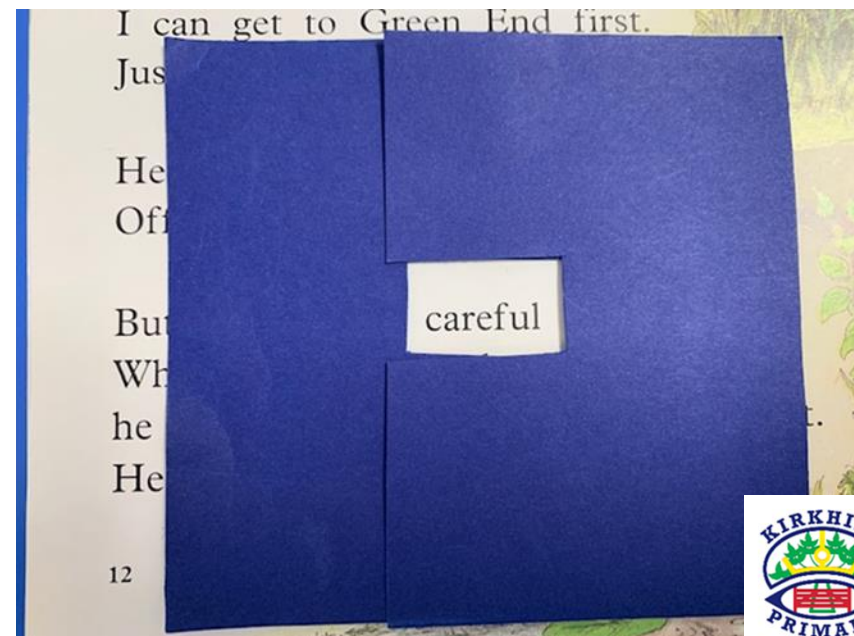
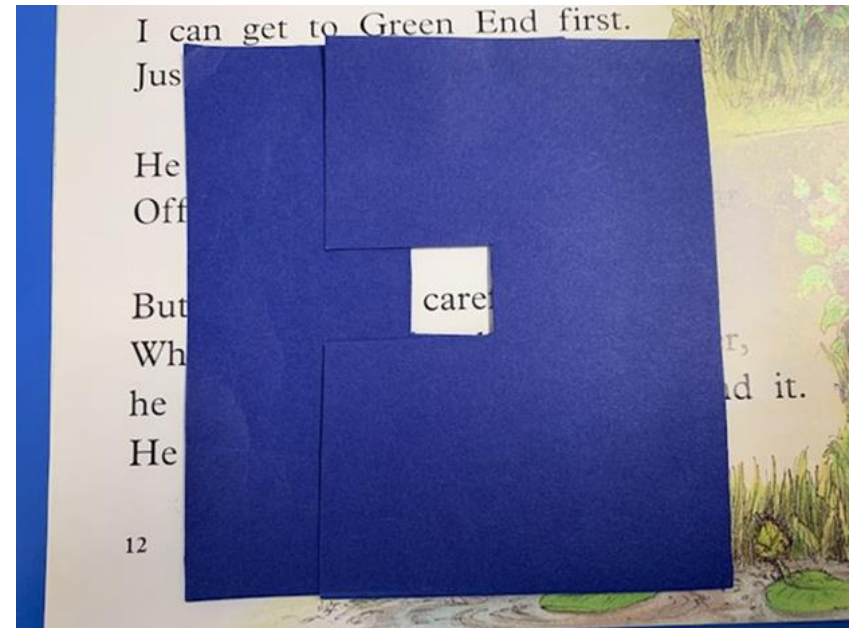

The eBooks have sound and will automatically read the book to your child. However, we would like to encourage your child to read the eBook to you. To do this, mute the sound and use the pause button. This will allow your child to control the book. They can then read it to you.

To mute the sound, you can simply turn down the volume on your device.



Masking Cards

Your child uses masking cards in school to identify and break up new words, or parts of words, or even to find a word hidden within a word! They are easy to make – just cut from card as shown below:



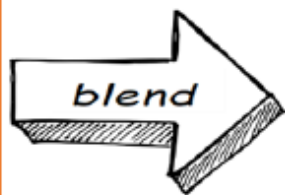
In school, we use this **Reading Strategies** visual to help your child read an unknown word. They are encouraged to look, then try to blend, chunk and think in order to read an unfamiliar word, and only ask for help if they have tried the other strategies first.



look

*I can look at
the first letter
of a word.*

*I can look at
the pictures
for clues.*



blend

*I can blend
the sounds by
linking groups
of letters
together from
left to right.*



chunk

*I can use my
masking cards
to help me
segment the
word into
sounds,
syllables, or
chunks I know.*



think

*I can listen to
my own voice,
slow my
thoughts, and
think...
Does that
word make
sense?*



ask

*Once I have
tried all the
other reading
strategies, I
can ask for
help if I need
it.*



Reading at home...

Some tips for sharing reading at home with your child:

Routine: try to hear your child read each day. Little and often is more beneficial than one longer session every week.

Timing: choose a time that suits you and your child

Strategies: continue to encourage and praise to help develop confidence. Use the reading strategies on the previous page to support your child's reading.

Understanding: ask questions about the text and, if possible, link it to real life experiences and other texts.

Enjoyment: read to your child as often as possible. This allows your child to hear and see what reading should sound like and encourages enjoyment of stories and books.



Enjoy the books and activities!

Please tweet us photos @KirkhillPS of you and your child using any of the materials in their Read, Write, Count bags using the hashtag **#kpsliteracy**

"Children are made
readers on the
laps of their
parents."

Emilie Buchwald

